

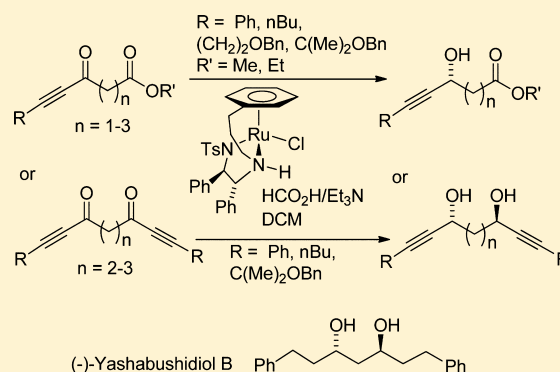
Asymmetric Transfer Hydrogenation of Functionalized Acetylenic Ketones

Zhijia Fang and Martin Wills*

Department of Chemistry, The University of Warwick, Coventry CV4 7AL, United Kingdom

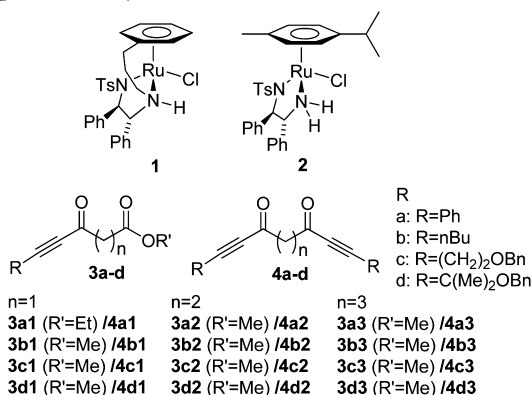
S Supporting Information

ABSTRACT: A systematic study of the asymmetric transfer hydrogenations of functionalized acetylenic ketones and diketones has been completed, together with a total synthesis of (*S,S*)-(-)-yashabushidiol B. In several cases, excellent enantioselectivities and yields were achieved.



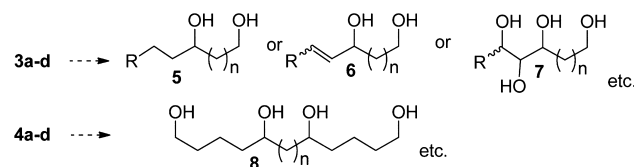
INTRODUCTION

In previous reports, we have described the preparation of novel Ru(II)-based complex **1** and its application as a catalyst in the asymmetric transfer hydrogenation (ATH) of ketones.² As part of an ongoing series of investigations into the substrate scope of complex **1**,³ we undertook a systematic investigation into its applicability to ATH of functionalized acetylenic ketones and diketones. Substrates of this class may be reduced in high enantioselectivity by a number of reagents^{4,5} including diisopinylcampheryl borane^{4a-d} and oxazaborolidines.^{4e-k} They are also been reported to be highly compatible with reduction by ATH⁵ using the well-established catalyst **2**, which were first reported by Noyori and co-workers,⁶ and several applications involving acetylenic ketones have been described.⁵ Specifically, we focused on two classes of substrate: **3**, containing an ester function, and **4**, a diketone derivative. The effect of variations of the separation between these functional groups and of the functional group on the alkyne were examined.



The reduction products may act as precursors for numerous derivatives, including saturated chain products **5**, *Z*- or *E*-alkenes **6**, and other products, for example, polyols **7**. The diol products from **4** could likewise be converted to stereochemically pure polyol products such as **8** (Scheme 1).

Scheme 1. Products That May Be Derived from Reduction Products **3** and **4**

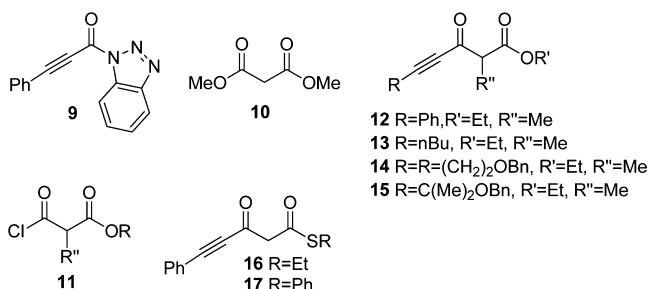


RESULTS AND DISCUSSION

The synthesis of ester **3a1** was achieved through addition of diethyl malonate **10** to precursor PhCCCOBt **9**, followed by monoesterification with aqueous TsOH.^{7a} An alternative route, the BF₃-catalyzed reaction of a terminal acetylene with an acid chloride **11**,^{7b} was also efficient and provided access to substrates **3b1–3d1** and the α -methylated derivatives **12–15** in good yields. Thioesters **16** and **17** were also prepared from **9** by use of ethyl and phenyl thioacetate, respectively.⁸

Received: June 14, 2013

Published: August 15, 2013



The subsequent ATH of β -keto esters has precedence⁹ and worked well on our substrates with both **1** and **2** as catalyst, consistently furnishing products in high yield and enantiomeric excess (ee) (Table 1). The absolute configuration of the products

Table 1. Asymmetric Transfer Hydrogenation of Acetylenic β -Keto Esters

substrate	catalyst	S/C	yield, ^a %	syn/anti ^a	ee, ^b %
3a1	(R,R)-1	200	95	n/a	92
3b1	(R,R)-1	200	92	n/a	97
3c1	(R,R)-1	200	92	n/a	97
3d1	(R,R)-1	200	99	n/a	99
12	(S,S)-1	200	98	13/1	99 (syn) ^c
12	(R,R)-1	100	94	13/1	99 (syn)
12	(R,R)-2	30	99	24/1	98 (syn)
12	(TsEN)Ru ^d	30	88	11/1	n/a
13	(R,R)-1	200	92	14/1	>99 (syn)
13	(R,R)-2	30	87	27/1	99 (syn)
14	(R,R)-1	200	92	14/1	>99 (syn)
14	(R,R)-2	30	76	31/1	>98 (syn)
15	(R,R)-1	200	97	12/1	>99 (syn)
15	(R,R)-2	30	90	27/1	99 (syn)

^aSyn/anti ratios were determined by ¹H NMR; isolated yields are given. ^bEnantiomeric excess values were determined by chiral HPLC. ^c(S,S)-**1** used, *ent*-product formed. ^dLigand TsNHCH₂CH₂NH₂ (TsEN) was used.

[R when (R,R)-catalyst was employed] was based upon total synthesis of a natural product of known configuration described below, from the product of ATH of **3a1** by use of (R,R)-**1**. The observed configuration also matches that which would be expected from the reported precedents^{5,9} for this class of substrate. In addition, an efficient dynamic kinetic resolution (DKR) was observed with the α -methylated substrates.¹⁰ In our tests, catalyst **1** was more active than **2**, and could therefore be employed at higher substrate to catalyst (S/C) ratios. In the DKR studies, this was also the case; however, catalyst **2** furnished products with a higher diastereomeric ratio (dr). In all cases, the syn product was favored, and this was assigned by comparison of the ¹H NMR data for the reduction product of **13** with that of the analogous reported decynoate (see Supporting Information).¹¹ The use of a nonchiral catalyst based on TsEN^{1a} provided a convenient method for the preparation of racemic products of similar dr. Thioesters **16** and **17** could not be reduced under these conditions, however, even at a catalyst loading as high as 10 mol %.

Our studies were next extended to the γ -keto esters **3a2–3d2** and δ -keto esters **3a3–3d3**, which were prepared by the

reaction of acid chlorides with the lithium anion of the appropriate acetylene, in the presence of either BF₃·Et₂O or ZnCl₂.^{5ex,7b,12,13} A series of reductions of **3a2** were then investigated (Table 2). Both **1** and **2** were effective catalysts,

Table 2. Asymmetric Transfer Hydrogenation of Acetylenic γ -Keto Ester **3a2^a**

catalyst	solvent	S/C	T, °C	t, h	conv, ^b %	ee, ^c %	yield, ^b %
(R,R)-2	DCM	50	rt	15	100	94 (R)	67
(R,R)-2	CH ₃ CN	50	rt	15	100	90 (R)	78
(R,R)-1	DCM	500	rt	30	100	94 (R)	89
(R,R)-1	DCM	1000	rt	144	73	95 (R)	69
(R,R)-1	DCM	1000	30	144	78	95 (R)	73
(R,R)-1	DCM	2000	40	144	53	94 (R)	30

^aDCM, dichloromethane; rt, room temperature. ^bConversions and yields were determined by separation of starting materials and products. ^cEnantiomeric excess values were determined by chiral HPLC.

although **1** was more active and could be employed at S/C up to 500 before a drop in conversion (but not enantioselectivity) was observed.

The γ -keto esters **3b2–3d2** and δ -keto esters **3a3–3d3** were more reactive than β -keto esters (Table 3) and gave products in

Table 3. Asymmetric Transfer Hydrogenation of Acetylenic γ - and δ -Keto Esters

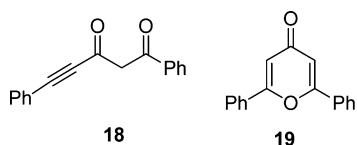
substrate	yield, ^a %	ee, ^a %
3a2	89	94 (R)
3b2	89	93 (R)
3c2	95	98 (R)
3d2	77	99 (R)
3a3	89	96 (R)
3b3	81	99 (R)
3c3	99	99 (R)
3d3	84	98 (R)

^aEnantiomeric excess values were determined by chiral HPLC; isolated yields are given.

consistently high enantiomeric excesses and yield.¹⁴ In all cases the absolute configurations were assigned by analogy with the reductions of **3a1–3d1** described above, and on the basis of the known directing effect of the triple bond in ATH reductions.⁵

Next we turned to diketones.¹⁵ The acetylenic 1,3-diketone **18** was successfully prepared in the reaction between the enolate of acetophenone and PhCCCOBt **9**.¹⁶ 1,3-Diketone **18** is relatively inactive to reduction, in contrast to nonacetylenic substrates.¹⁷ This may be due to the high enol/ketone ratio it exhibits (ca. 35/1 in CDCl₃) in solution. Unfortunately all

attempts at ATH of **18** resulted in exclusive formation of the cyclized product **19**.¹⁸



More success was recorded with the longer-chain substrates **4a2**, **4b2**, **4d2**, **4a3**, and **4d3**, which were prepared by reported methods.¹⁹ Reduction of the 1,4- and 1,5-diketones was highly enantioselective, with products formed in high dr and ee (higher than 99% in all cases), with a predictable preference for the anti isomers (Table 4). The high ees in this case arise in

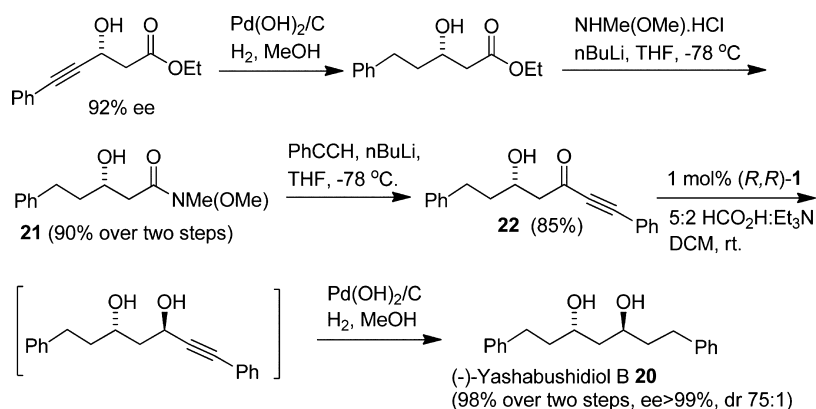
Table 4. Asymmetric Transfer Hydrogenation of 1,4- and 1,5-Diketones

substrate	catalyst	yield, ^a %	dr ^a	ee, ^{a,b} %
4a2	(<i>R,R</i>)-1	81	26/1	>99
4a2	(<i>S,S</i>)-1	78	49/1	>99
4a3	(<i>R,R</i>)-1	96	35/1	>99
4a3	(<i>S,S</i>)-1	81	76/1	>99
4b2	(<i>R,R</i>)-1	87	33/1	>99
4b2	(<i>S,S</i>)-1	82	28/1	>99
4d2	(<i>R,R</i>)-1	83	44/1	>99
4d2	(<i>S,S</i>)-1	70	124/1	>99
4d3	(<i>R,R</i>)-1	86	76/1	>99
4d3	(<i>S,S</i>)-1	97	110/1	>99

^aDiastereomeric ratio and enantiomeric excess values were determined by chiral HPLC; isolated yields are given. ^bThe (*R,R*) catalyst enantiomer gives rise to the (*R,R*) diol, and vice versa.

part from the double enantioselection, which results in formation of meso product rather than a minor enantiomer.²⁰ In all cases the absolute configurations were assigned by analogy with the reductions of **3a1**–**3d1** described above and on the basis of the known directing effect of the triple bond in ATH reductions.⁵ These results indicate that 1,4- and 1,5-acetylenic diketones are excellent substrates for ATH with Ru(II)/*N*-tosyl 1,2-diphenylethylenediamine (TsDPEN) type catalysts.

Scheme 2. Synthesis of (–)-*S,S*-Yashabushidiol B 20



An application of the reductive methodology directed by a triple bond adjacent to the ketone was found in the synthesis of (–)-yashabushidiol **B 20** (Scheme 2).²¹ It was possible to form the required target by sequential control of the reduction of each acetylenic ketone in turn.^{5b,f} The absolute configuration of the product **20**, as well as its precursors **21** and **22**, was confirmed by comparison of the sign of the optical rotations of these compounds with those reported (see Supporting Information).²¹ This also served to confirm the absolute configuration of the reduction product of **3a1** and hence the β -keto ester reductions in Table 1. The ee and dr of **20** were determined by comparison of the chiral HPLC spectrum with that of a racemic/meso product mixture.

With regard to control of the enantioselectivity, it has been established that Ru(II)/TsDPEN catalysts form a reactive hydride **23** as a single diastereoisomer, and that it is the concerted transfer of two hydrogen atoms from this complex to the ketone which controls the product enantioselectivity. In the case of aryl/alkyl ketones such as acetophenone derivatives, a strong CH/ π interaction favors positioning of the aromatic ring of the substrate in the “upper” position (as illustrated in Figure 1),^{5,22} thereby controlling the face to which hydride is transferred. Our results, in common with those of others, indicate that the alkyne group has a similar dominating stereocontrolling effect (Figure 1).⁵ Hence reductions of acetylenic

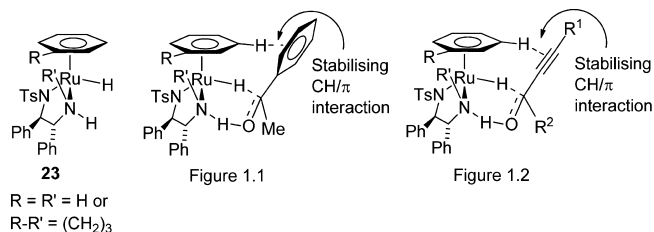


Figure 1. Contrasted stabilizing interactions in transition states of reduction of acetophenone derivatives and acetylenic ketones with **1** [$R-R' = (CH_2)_3$] and (*R,R*)-**2** ($R = R' = H$).

ketones are highly enantioselective in a predictable sense and tolerant to a wide range of substituents at other positions.

CONCLUSIONS

In summary, a series of functionalized acetylenic ketones have been reduced to enantiomerically enriched alcohols via ATH with a tethered Ru(II)/TsDPEN-derived catalyst. In the majority of cases, the reductions proceed in excellent ee and yield. The reductions provide a basis for the total asymmetric synthesis of dihydroxylated natural products in high enantioselectivity.

EXPERIMENTAL SECTION

General Procedures. Air-sensitive reactions were carried out under a nitrogen or argon atmosphere. NMR spectra were recorded on a 300 or 400 MHz instrument. Chemical shifts are reported in parts per million (ppm) downfield from TMS (Me₄Si). Coupling constants (*J*) are reported in hertz. Multiplicity in ¹H NMR is reported as singlet (s), doublet (d), broad singlet (br s), broad doublet (br d), triplet (t), quartet (q), and multiplet (m). Mass spectra were recorded on an electrospray instrument. High-resolution mass spectra were recorded on Micro ToF. Infrared spectra were recorded on a Fourier transform infrared (FTIR) spectrometer. Optical rotations were measured on a polarimeter. Chiral HPLC measurements were carried out under the conditions described on HPLC with a chiral column (250 mm × 4.6 mm). Melting points were determined on a melting point apparatus and are uncorrected. Purification of compounds was done by flash column chromatography on silica gel A40–63 μm. Known compounds were identified by comparison of their spectroscopic data to that reported in the references cited.

3-Oxo-5-phenyl-4-pentynoic Acid, Ethyl Ester 3a1.²³ Diethyl malonate (96 mg, 0.6 mmol), 1-(3-phenyl-1-oxo-2-propynyl)-benzotriazole (123 mg, 0.50 mmol), and anhydrous MgBr₂·OEt₂ powder (258 mg, 1.0 mmol) were combined in a flask, and CH₂Cl₂ (2.5 cm³) was added. The suspension was stirred at room temperature (rt) for 2 h, and then *i*-Pr₂NEt (194 mg, 1.5 mmol) was added dropwise. A clear orange solution was formed immediately, and the solution was allowed to stir at rt for 1 h. Saturated NH₄Cl (1.5 cm³) was added, followed by aqueous HCl (10%, 1.0 cm³), and stirring was continued for 5 min. After a clear solution was formed, the aqueous layer was extracted with CH₂Cl₂ (2 × 10 cm³) and the combined organic extract was dried over MgSO₄. The solvent was evaporated under reduced pressure and the crude product was semipurified on a short silica gel column (eluent hexane/EtOAc = 15/1) to afford a mixture of Claisen adduct and diethyl malonate. TsOH·H₂O (20 mg) and water (6.0 cm³) were added to the aforementioned mixture, and the resulting solution was refluxed for 6 h. The aqueous phase was extracted with Et₂O (3 × 10 cm³) and the combined organic phase was dried over MgSO₄. The solvent was evaporated under reduced pressure and the crude product was purified by silica gel column (eluent hexane/EtOAc = 15/1, *R_f* = 0.71 hexane/EtOAc 4/1) to afford the product 3a1 as a colorless oil (71 mg, 0.33 mmol, 66% for two steps, enol/β-keto = 1/2). IR (neat) 2983, 2203, 1739, 1671, 1613, 1207, 1029, 756, 688 cm⁻¹; ¹H NMR (400 MHz, CDCl₃) 7.58–7.32 (m, 5H), 4.27–4.20 (m, 2H), 3.69 (s, 2H), 1.30 (t, *J* = 7.1 Hz, 3H) for ketone, 11.98 (s), 5.45 (s), 1.32 (t, *J* = 7.1 Hz) for enol; ¹³C NMR (100 MHz, CDCl₃) 178.8, 172.2, 166.1, 155.3, 133.3, 133.1, 132.2, 130.2, 130.8, 129.9, 128.7, 128.6, 128.5, 120.8, 119.5, 97.2, 93.4, 87.3, 83.4, 61.7, 60.7, 51.4, 50.6, 14.2, 14.1 enol and ketone mixture; *m/z* (EIMS) 239.1 (M + Na)⁺.

Procedure for Synthesis of Thioesters 16 and 17.¹⁶ Thioester (2.0 mmol), 1-(3-phenyl-1-oxo-2-propynyl)benzotriazole (2.0 mmol), and anhydrous MgBr₂·OEt₂ powder (1.54 g, 6.0 mmol) were combined in a flask and CH₂Cl₂ (8.0 cm³) was added. The suspension was stirred at rt for 2 h and then *i*-Pr₂NEt (257 g, 2.0 mmol) was added dropwise. The solution was allowed to stir at rt for 0.5 h. Saturated NH₄Cl (4 cm³) was added, followed by aqueous HCl (10%, 4 cm³), and stirring was continued for 5 min. After a clear solution was formed, the aqueous layer was extracted with CH₂Cl₂ (2 × 30 cm³) and the combined organic extract was dried over MgSO₄. Solvent was evaporated under reduced pressure and the crude product was purified

on a silica gel column (eluent hexane/EtOAc = 20/1–15/1) to afford the pure product.

3-Oxo-5-phenyl-4-pentynoic Acid, S-Ethyl Ester 16. This compound was prepared by the general procedure above with ethyl thioacetate (52 mg, 0.5 mmol), 1-(3-phenyl-1-oxo-2-propynyl)-benzotriazole (124 mg, 0.5 mmol), anhydrous MgBr₂·OEt₂ powder (387 mg, 1.5 mmol), and *i*-Pr₂NEt (257 mg, 2.0 mmol). The product was isolated as a colorless oil (90 mg, 0.39 mmol, 78%, enol/β-keto = 1.9/1). *R_f* = 0.63 hexane/EtOAc 8/1; [found (ESI) M⁺ + Na, 255.0450; C₁₃H₁₂O₂S requires M, 255.0455]; IR (neat) 2931, 2972, 2003, 1706, 1666, 1602, 1587, 1366, 1284, 1076, 865, 754, 686 cm⁻¹; ¹H NMR (400 MHz, CDCl₃) 12.53 (s, 1H), 7.59–7.35 (m, 5H), 5.84 (s, 1H), 2.97 (q, *J* = 7.4 Hz, 2H), 1.33–1.27 (m, 3H) for enol; ¹³C NMR (100 MHz, CDCl₃) 195.1, 178.2, 152.6, 133.3, 130.0, 132.3, 131.3, 130.6, 130.1, 128.7, 128.6, 120.7, 119.4, 106.3, 94.1, 83.3, 62.1, 59.4, 24.2, 23.1, 14.7, 14.1 enol and ketone mixture; *m/z* (EIMS) 250.0 (M + Na)⁺.

3-Oxo-5-phenyl-4-pentynoic Acid, S-Phenyl Ester 17. This compound was prepared by the general procedure above with phenyl thioacetate (304 mg, 2.0 mmol), 1-(3-phenyl-1-oxo-2-propynyl)-benzotriazole (500 mg, 2.0 mmol), anhydrous MgBr₂·OEt₂ powder (1.54 g, 6.0 mmol), and *i*-Pr₂NEt (1.04 g, 8.0 mmol). The product was isolated as a white solid (500 mg, 1.79 mmol, 88%, enol/β-keto = 2.0/1). *R_f* = 0.83 hexane/EtOAc 6/1; mp 52 °C; [found (ESI) M⁺ + Na, 303.0449; C₁₇H₁₂O₂S requires M, 303.0455]; IR (neat) 1632, 1580, 1546, 1368, 1079, 1022, 745, 686 cm⁻¹; ¹H NMR (400 MHz, CDCl₃) 12.29 (s, 1H), 7.48–7.24 (m, 10H), 5.80 (s, 1H) for enol; ¹³C NMR (100 MHz, CDCl₃) 193.8, 177.9, 153.9, 135.0, 134.5, 133.4, 132.5, 131.4, 130.3, 130.0, 129.5, 129.4, 128.8, 128.7, 126.6, 120.5, 105.0, 94.9, 83.3, 58.9 enol and ketone mixture; *m/z* (EIMS) 303.0 (M + Na)⁺.

General Procedure for Synthesis of Propargylic β-Keto Esters from Acyl Chlorides.^{7b} To a solution of alkyne (8.6 mmol) in anhydrous tetrahydrofuran (THF, 12 cm³) at –78 °C was added *n*-BuLi (1.6 M in hexane, 5.0 cm³, 8.0 mmol) via a syringe over 3 min. The mixture was stirred at the same temperature for 60 min and then BF₃·Et₂O (1.1 cm³, 8.5 mmol) was injected. After 10 min, malonic acid chloride monomethyl ester (495 mg, 3.63 mmol) in THF (1 cm³) was added. The mixture was stirred for 2 h, and then the reaction was quenched by saturated NH₄Cl (5 cm³) and water (5 cm³). The aqueous phase was extracted with Et₂O (3 × 20 cm³) and the extracts were dried over anhydrous MgSO₄. After concentration under reduced pressure, the crude product was purified by silica gel column chromatography (eluent hexane/EtOAc = 20/1–15/1) to afford pure products.

3-Oxo-4-nonynoic Acid, Methyl Ester 3b1. This compound was prepared by the general procedure above with 1-hexyne (705 mg, 8.6 mmol), *n*-BuLi (1.6 M in hexane, 5.0 cm³, 8.0 mmol), BF₃·Et₂O (1.1 cm³, 8.5 mmol), and malonic acid chloride monomethyl ester (495 mg, 3.63 mmol). The product was isolated as a colorless oil (320 mg, 1.75 mmol, 48%). *R_f* = 0.66 hexane/EtOAc 4/1; [found (ESI) M⁺ + Na, 205.0837; C₁₀H₁₄O₄ requires M, 205.0840]; IR (neat) 2958, 2935, 2213, 1746, 1676, 1611, 1441, 1245, 1169, 1142, 805 cm⁻¹; ¹H NMR (400 MHz, CDCl₃) 3.76 (s, 3H), 3.58 (s, 2H), 2.41–2.35 (m, 2H), 1.61–1.54 (m, 2H), 1.48–1.39 (m, 2H), 0.93 (t, *J* = 7.3 Hz, 3H) for ketone, 11.81 (s), 5.29 (s), 3.75 (s) for enol; ¹³C NMR (100 MHz, CDCl₃) 178.7, 172.6, 166.6, 165.9, 97.1, 96.4, 95.8, 80.3, 52.5, 51.5, 51.1, 29.9, 29.5, 21.9, 18.9, 18.7, 13.4 enol and ketone mixture; *m/z* (EIMS) 205.1 (M + Na)⁺.

3-Oxo-7-benzoyloxy-4-heptynoic Acid, Methyl Ester 3c1. This compound was prepared by the general procedure above with alkyne (963 mg, 6.0 mmol), *n*-BuLi (1.6 M in hexane, 3.5 cm³, 5.6 mmol), BF₃·Et₂O (0.77 cm³, 6.0 mmol), and malonic acid chloride monomethyl ester (300 mg, 2.2 mmol). The product was isolated as a colorless oil (230 mg, 0.88 mmol, 45%). *R_f* = 0.42 hexane/EtOAc 4/1; [found (ESI) M⁺ + Na, 283.0941; C₁₅H₁₆O₄ requires M, 283.0946]; IR (neat) 2869, 2217, 1743, 1676, 1250, 1099, 737, 698 cm⁻¹; ¹H NMR (400 MHz, CDCl₃) 7.37–7.26 (m, 5H), 4.53 (s, 2H), 3.72 (s, 3H), 3.62 (t, *J* = 6.7 Hz, 2H), 3.57 (s, 2H), 2.67 (t, *J* = 6.7 Hz, 2H) for ketone, 11.80 (s), 5.27 (s), 4.54 (s), 3.73 (s) for enol; ¹³C NMR (100

MHz, CDCl₃) 178.6, 172.6, 166.6, 155.5, 137.7, 128.5, 127.9, 127.7, 96.3, 93.5, 92.9, 80.9, 76.3, 73.1, 73.0, 67.3, 67.0, 52.5, 51.6, 51.0, 20.8, 20.6 enol and ketone mixture; *m/z* (EIMS) 283.1 (M + Na)⁺.

3-Oxo-6-benzyloxy-6 methyl-4-heptynoic Acid, Methyl Ester **3d1**.

This compound was prepared by the general procedure above with alkyne (1.36 g, 7.9 mmol), *n*-BuLi (1.6 M in hexane, 4.6 cm³, 7.4 mmol), BF₃·Et₂O (1.01 cm³, 7.8 mmol), and malonic acid chloride monomethyl ester (390 mg, 2.8 mmol). The product was isolated as a colorless oil (313 mg, 1.14 mmol, 40%). *R_f* = 0.69 hexane/EtOAc 4/1; [found (ESI) M⁺ + Na, 297.1097; C₁₆H₁₈O₄ requires M, 297.1102]; IR (neat) 2989, 2954, 2220, 1748, 1610, 1443, 1382, 1214, 1156, 805, 734, 697 cm⁻¹; ¹H NMR (400 MHz, CDCl₃) 7.39–7.26 (m, 5H), 4.63 (s, 2H), 3.73 (s, 3H), 3.58 (s, 3H), 1.60 (s, 6H) for ketone, 11.79 (s), 5.35 (s), 4.62 (s), 3.76 (s) for enol; ¹³C NMR (100 MHz, CDCl₃) 178.4, 154.9, 138.5, 138.2, 128.44, 128.39, 127.74, 127.67, 127.57, 97.0, 96.1, 82.7, 78.8, 70.8, 70.6, 67.1, 67.0, 52.6, 51.7, 51.1, 28.4, 28.1 enol and ketone mixture; *m/z* (EIMS) 297.1 (M + Na)⁺.

General Procedure for Asymmetric Transfer Hydrogenation of Propargylic β-Keto Esters. (*R,R*)-Teth-TsDPEN-RuCl **1** (0.6 mg, 1.0 × 10⁻³ mmol) and HCO₂H/Et₃N 5/2 azeotropic mixture (168 mg) was added into a flask, and freshly prepared β-keto ester (0.2 mmol) in degassed dichloromethane (1 cm³) was injected under a nitrogen atmosphere. The mixture was stirred at rt until the starting material was completely consumed (1–2 days) and then concentrated and directly purified by silica gel column chromatography (eluent hexane/EtOAc = 10/1–5/1) to give the chiral alcohols.

(3*R*)-Hydroxy-5-phenyl-4-pentynoic Acid, Ethyl Ester, Reduction Product of **3a1.**²⁴ This compound was prepared by the general procedure above with (*R,R*)-Teth-TsDPEN-RuCl **1** (0.6 mg, 1.0 × 10⁻³ mmol), ketone **3a1** (43.2 mg, 0.20 mmol), HCO₂H/Et₃N 5/2 (168 mg), and CH₂Cl₂ (1.0 cm³), and the product was isolated as a colorless oil (41.4 mg, 0.19 mmol, 95%, 92% ee). *R_f* = 0.46 hexane/EtOAc 4/1; [α]_D²⁶ +18.9 (c 0.6 in CHCl₃) 92% ee (R); [found (ESI) M⁺ + Na, 241.0835; C₁₃H₁₄O₃ requires M, 241.0840]; IR (neat) 3429, 2982, 1717, 1159, 1025, 756, 690 cm⁻¹; ¹H NMR (400 MHz, CDCl₃) 7.44–7.40 (m, 2H), 7.35–7.27 (m, 3H), 5.00 (t, *J* = 6.0 Hz, 1H), 4.23 (q, *J* = 7.1 Hz, 2H), 3.24 (br s, 1H), 2.84 (d, *J* = 6.0 Hz, 2H), 1.29 (t, *J* = 7.1 Hz, 3H); ¹³C NMR (100 MHz, CDCl₃) 171.3, 131.8, 128.6, 128.3, 122.3, 88.3, 85.0, 61.1, 59.2, 42.2, 14.2; *m/z* (EIMS) 241.1 (M + Na)⁺. HPLC separation conditions: Chiralpak IB column (250 mm × 4.6 mm), hexane/*i*-PrOH 95/5, 0.6 cm³/min, *T* = 30 °C. Retention times: (major, R) 17.0 min, (minor, S) 20.6 min. The absolute configuration assignment of this compound is based on comparisons to reported data for (–)-yashabushidiol B and two intermediates to this described below.

(3*R*)-Hydroxy-4-nonynoic Acid, Methyl Ester, Reduction Product of **3b1.** This compound was prepared by the general procedure above with (*R,R*)-Teth-TsDPEN-RuCl **1** (0.6 mg, 1.0 × 10⁻³ mmol), ketone **3b1** (41.0 mg, 0.22 mmol), HCOOH/Et₃N 5/2 (168 mg), and CH₂Cl₂ (1.0 cm³), and the product was isolated as a colorless oil (38.0 mg, 0.20 mmol, 92%, 97% ee). *R_f* = 0.31 hexane/EtOAc 4/1; [α]_D²⁶ +27.1 (c 0.9 in CHCl₃) 97% ee (R); [found (ESI) M⁺ + Na, 207.0992; C₁₀H₁₆O₃ requires M, 207.0997]; IR (neat) 3475, 2958, 1738, 1438, 1276, 1162, 1022 cm⁻¹; ¹H NMR (400 MHz, CDCl₃) 4.71–4.65 (m, 1H), 3.66 (s, 3H), 3.00 (d, *J* = 5.7 Hz, 1H), 2.66 (d, *J* = 1.6 Hz, 1H), 2.65 (s, 1H), 2.13 (td, *J* = 7.1, 2.0 Hz, 2H), 1.45–1.26 (m, 4H), 0.83 (t, *J* = 7.2 Hz, 3H); ¹³C NMR (100 MHz, CDCl₃) 171.8, 86.0, 79.3, 58.9, 51.9, 42.3, 30.5, 21.8, 18.3, 13.5; *m/z* (EIMS) 207.1 (M + Na)⁺. HPLC separation conditions: Chiralpak IB column (250 mm × 4.6 mm), hexane/*i*-PrOH 96/4, 0.5 cm³/min, *T* = 30 °C. Retention times: (major, R) 17.8 min, (minor, S) 17.0 min.

(3*R*)-Hydroxy-7-benzyloxy-4-heptynoic Acid, Methyl Ester, Reduction Product of **3c1.** This compound was prepared by the general procedure above with (*R,R*)-Teth-TsDPEN-RuCl **1** (0.6 mg, 1.0 × 10⁻³ mmol), ketone **3c1** (52.0 mg, 0.20 mmol), HCOOH/Et₃N 5/2 (168 mg), and CH₂Cl₂ (1.0 cm³), and the product was isolated as a colorless oil (48.3 mg, 0.18 mmol, 92%, 97% ee). *R_f* = 0.26 hexane/EtOAc 4/1; [α]_D²⁸ +17.6 (c 1.0 in CHCl₃) 97% ee (R); [found (ESI) M⁺ + Na, 285.1097; C₁₅H₁₈O₄ requires M, 285.1102]; IR (neat) 3427, 2865, 1735, 1163, 1096, 1062, 1027, 737, 697 cm⁻¹; ¹H NMR

(400 MHz, CDCl₃) 7.38–7.26 (m, 5H), 4.78–4.72 (m, 1H), 4.54 (s, 2H), 3.72 (s, 3H), 3.57 (t, *J* = 7.0 Hz, 2H), 2.94 (d, *J* = 5.9 Hz, 1H), 2.72 (d, *J* = 6.0 Hz, 2H), 2.52 (td, *J* = 7.0, 1.9 Hz, 2H); ¹³C NMR (100 MHz, CDCl₃) 171.7, 138.0, 128.4, 127.8, 127.7, 82.5, 80.5, 72.9, 68.2, 58.8, 51.9, 42.2, 20.1; *m/z* (EIMS) 285.1 (M + Na)⁺. HPLC separation conditions: Chiralpak IB column (250 mm × 4.6 mm), hexane/*i*-PrOH 96/4, 0.5 cm³/min, *T* = 30 °C. Retention times: (major, R) 55.3 min, (minor, S) 53.0 min.

(3*R*)-Hydroxy-6-benzyloxy-6-methyl-4-heptynoic Acid, Methyl Ester, Reduction Product of **3d1.** This compound was prepared by the general procedure above with (*R,R*)-Teth-TsDPEN-RuCl **1** (0.6 mg, 1.0 × 10⁻³ mmol), ketone **3d1** (53.2 mg, 0.20 mmol), HCOOH/Et₃N 5/2 (168 mg), and CH₂Cl₂ (1.0 cm³), and the product was isolated as a colorless oil (53.1 mg, 1.92 mmol, 99%, 99% ee). *R_f* = 0.40 hexane/EtOAc 2/1; [α]_D²⁸ +21.4 (c 0.8 in CHCl₃) 99% ee (R); [found (ESI) M⁺ + Na, 299.1254; C₁₆H₂₀O₄ requires M, 299.1259]; IR (neat) 3420, 2983, 1736, 1154, 1049, 735, 697 cm⁻¹; ¹H NMR (400 MHz, CDCl₃) 7.35–7.15 (m, 5H), 4.67–4.80 (m, 1H), 4.52 (s, 2H), 3.61 (s, 3H), 3.08 (br s, 1H), 2.65 (d, *J* = 6.4 Hz, 2H), 1.45 (s, 6H); ¹³C NMR (100 MHz, CDCl₃) 171.6, 139.0, 128.3, 127.7, 127.4, 87.4, 83.5, 70.5, 66.5, 58.8, 52.0, 42.0, 28.8; *m/z* (EIMS) 299.1 (M + Na)⁺. HPLC separation conditions: Chiralpak IB column (250 mm × 4.6 mm), hexane/*i*-PrOH 96/4, 0.5 cm³/min, *T* = 30 °C. Retention times: (major, R) 18.7 min, (minor, S) 18.1 min.

General Procedure for Synthesis of Propargylic α-Methyl-β-keto Esters.^{7b} To a solution of alkyne (8.6 mmol) in anhydrous THF (12 cm³) at –78 °C was added *n*-BuLi (1.6 M in hexane, 5.0 cm³, 8.0 mmol) via a syringe over 3 min. The mixture was stirred at the same temperature for 10 min and then BF₃·Et₂O (1.1 cm³, 8.5 mmol) was injected. After 10 min, 3-chloro-2-methyl-3-oxopropanoic acid ethyl ester (510 mg, 3.10 mmol) in THF (1 cm³) was added in one portion. The mixture was stirred for 1.5 h and then the reaction was quenched by saturated NH₄Cl (5 cm³) and water (5 cm³). The aqueous phase was extracted with Et₂O (2 × 20 cm³), and the organic phase was dried over anhydrous MgSO₄. After concentration under reduced pressure, the crude product was purified by silica gel column chromatography (eluent hexane/DCM = 10/1–10/3) to afford the pure product.

2-Methyl-3-oxo-5-phenyl-4-pentynoic Acid, Ethyl Ester **12.**²⁵ This compound was prepared by the general procedure above with phenylacetylene (877 mg, 8.6 mmol), *n*-BuLi (1.6 M in hexane, 5.0 cm³, 8.0 mmol), BF₃·Et₂O (1.1 cm³, 8.5 mmol), and freshly prepared 3-chloro-2-methyl-3-oxopropanoic acid ethyl ester (510 mg, 3.10 mmol). The product was isolated as light yellow crystals (551 mg, 2.40 mmol, 77%). *R_f* = 0.72 hexane/EtOAc 4/1; mp 59 °C; [found (ESI) M⁺ + Na, 253.0835; C₁₄H₁₄O₃ requires M, 253.0840]; IR (neat) 2994, 2931, 2905, 2211, 1631, 1604, 1379, 1276, 1188, 1061, 789, 753, 688 cm⁻¹; ¹H NMR (400 MHz, CDCl₃) 12.21 (s, 1H), 7.60–7.51 (m, 2H), 7.46–7.33 (m, 3H), 4.28–4.21 (m, 2H), 2.00 (s, 3H), 1.33 (t, *J* = 7.1 Hz, 3H) for enol, 3.68 (q, *J* = 7.2), 1.50 (d, *J* = 7.2), 1.28 (t, *J* = 7.1 Hz) for ketone; ¹³C NMR (100 MHz, CDCl₃) 128.9, 173.0, 152.0, 133.2, 132.0, 131.1, 129.7, 128.7, 128.5, 121.3, 119.6, 104.2, 97.7, 96.3, 86.4, 83.0, 61.6, 61.0, 55.0, 14.2, 14.1, 13.2, 12.9 enol and ketone mixture; *m/z* (EIMS) 253.1 (M + Na)⁺.

2-Methyl-3-oxo-4-nonynoic Acid, Ethyl Ester **13.** This compound was prepared by the general procedure above with 1-hexyne (706 mg, 8.6 mmol), *n*-BuLi (1.6 M in hexane, 5.0 cm³, 8.0 mmol), BF₃·Et₂O (1.1 cm³, 8.5 mmol), and freshly prepared 3-chloro-2-methyl-3-oxopropanoic acid ethyl ester (510 mg, 3.10 mmol). The product was isolated as a light yellow oil (538 mg, 2.56 mmol, 82%). *R_f* = 0.54 hexane/EtOAc 8/1; [found (ESI) M⁺ + Na, 233.1148; C₁₂H₁₈O₃ requires M, 233.1153]; IR (neat) 2961, 2935, 2211, 1741, 1678, 1644, 1600, 1334, 1243, 1121 cm⁻¹; ¹H NMR (400 MHz, CDCl₃) 12.15 (s, 1H), 4.24 (q, *J* = 7.1 Hz, 2H), 2.44 (t, *J* = 7.1 Hz, 2H), 1.89 (s, 3H), 1.62–1.53 (m, 2H), 1.50–1.41 (m, 2H), 1.32 (t, *J* = 7.1 Hz, 3H), 0.934 (t, *J* = 7.3 Hz, 3H) for enol; ¹³C NMR (100 MHz, CDCl₃) 173.1, 169.7, 152.4, 103.0, 100.3, 97.1, 79.4, 74.9, 61.4, 60.8, 54.9, 30.1, 29.6, 21.94, 21.89, 19.1, 18.7, 14.2, 14.0, 13.5, 13.4, 12.9, 12.8 enol and ketone mixture; *m/z* (EIMS) 233.1 (M + Na)⁺.

2-Methyl-3-oxo-7-benzyloxy-4-heptynoic Acid, Ethyl Ester 14.

This compound was prepared by the general procedure above with acetylene (640 mg, mmol), *n*-BuLi (1.6 M in hexane, 2.32 cm³, 3.71 mmol), BF₃·EtO₂ (0.50 cm³, 3.9 mmol), and freshly prepared 3-chloro-2-methyl-3-oxopropanoic acid ethyl ester (237 mg, 1.44 mmol). The product was isolated as a colorless oil (298 mg, 1.03 mmol, 72%). *R_f* = 0.33 hexane/EtOAc 8/1; [found (ESI) M⁺ + Na, 311.1254; C₁₇H₂₀O₄ requires M, 311.1259]; IR (neat) 2865, 2225, 1738, 1643, 1600, 1374, 1334, 1243, 1119, 1096, 1025, 804, 734, 697 cm⁻¹; ¹H NMR (400 MHz, CDCl₃) 12.05 (s, 1H), 7.35–7.18 (m, 5H), 4.49 (s, 2H), 4.19–4.06 (m, 2H), 3.61–3.40 (m, 3H), 2.67 (t, *J* = 6.9 Hz, 2H), 1.81 (s, 3H), 1.24 (t, *J* = 7.1 Hz, 3H) for enol; ¹³C NMR (100 MHz, CDCl₃) 173.1, 152.0, 137.9, 128.6, 128.5, 128.3, 128.1, 127.8, 127.7, 103.5, 96.7, 75.8, 73.1, 67.7, 67.0, 67.0, 61.5, 61.4, 60.9, 54.8, 46.2, 21.0, 20.6, 14.2, 14.0, 13.6, 13.0 enol and ketone mixture; *m/z* (EIMS) 311.1 (M + Na)⁺.

2-Methyl-3-oxo-6-benzyloxy-6-methyl-4-heptynoic Acid, Ethyl Ester 15. This compound was prepared by the general procedure above with acetylene (1.50 g, 8.6 mmol), *n*-BuLi (1.6 M in hexane, 5.0 cm³, 8.0 mmol), BF₃·EtO₂ (1.1 cm³, 8.5 mmol), and freshly prepared 3-chloro-2-methyl-3-oxopropanoic acid ethyl ester (510 mg, 3.10 mmol). The product was isolated as a colorless oil (864 mg, 2.86 mmol, 92%). *R_f* = 0.43 hexane/EtOAc 8/1; [found (ESI) M⁺ + Na, 325.1410; C₁₈H₂₂O₄ requires M, 325.1415]; IR (neat) 2986, 2218, 1735, 1643, 1600, 1374, 1333, 1207, 1155, 1086, 735, 697 cm⁻¹; ¹H NMR (400 MHz, CDCl₃) 12.06 (s, 1H), 7.12–7.39 (m, 5H, m), 4.58 (s, 2H), 4.14 (q, *J* = 7.1 Hz, 2H), 1.83 (s, 3H), 1.54 (s, 6H), 1.24 (t, *J* = 7.1 Hz, 3H) for enol; ¹³C NMR (100 MHz, CDCl₃) 172.9, 151.5, 138.6, 128.4, 128.3, 127.8, 127.7, 127.6, 104.2, 100.3, 96.1, 86.9, 78.3, 71.0, 67.0, 61.6, 61.4, 61.0, 55.0, 46.2, 40.9, 30.5, 28.6, 28.2, 19.0, 14.2, 14.1, 13.1, 12.8 enol and ketone mixture; *m/z* (EIMS) 325.1 (M + Na)⁺.

General Procedure for Asymmetric Transfer Hydrogenation/Dynamic Kinetic Resolution of α -Methyl- β -keto Esters. **(2*R*)-Methyl-(3*R*)-hydroxy-5-phenyl-4-pentynoic Acid, Ethyl Ester, Reduction Product of 12.** This compound was prepared by the general procedure above with (*R,R*)-2 (1.7 mg, 2.7 × 10⁻³ mmol), ketone (20.0 mg, 0.087 mmol), HCOOH/Et₃N 5/2 (84 mg), and CH₂Cl₂ (0.5 cm³), and the product was isolated as a colorless oil (20.0 mg, 0.086 mmol, 99%, 98% ee, dr 24/1). *R_f* = 0.46 hexane/EtOAc 4/1; [α]_D²³ +2.1 (c 0.3 in CHCl₃) 98% ee (R), dr 24/1; [found (ESI) M⁺ + Na, 255.0992; C₁₄H₁₆O₃ requires M, 255.0997]; IR (neat) 3450, 2982, 1717, 1188, 1027, 755, 690 cm⁻¹; ¹H NMR (400 MHz, CDCl₃) 7.45–7.40 (m, 2H), 7.34–7.27 (m, 5H), 4.83 (dd, *J* = 6.9, 4.1 Hz, 1H), 4.22 (q, *J* = 6.7 Hz, 2H), 3.15 (d, *J* = 6.9 Hz, 1H), 2.88–2.81 (m, 1H), 1.37 (d, *J* = 7.2 Hz, 3H), 1.29 (t, *J* = 6.7 Hz, 3H); ¹³C NMR (100 MHz, CDCl₃) 174.2, 131.8, 128.6, 128.3, 122.4, 87.3, 85.7, 64.3, 61.0, 45.5, 14.2, 12.0; *m/z* (EIMS) 255.1 (M + Na)⁺. HPLC separation conditions: Chiralpak IB column (250 mm × 4.6 mm), hexane/*i*-PrOH 96/4, 0.5 cm³/min, *T* = 30 °C. Retention times: (major, 2*R*,3*R*) 17.7 min, (minor, 2*S*,3*S*) 25.2 min. (*R,R*)-Teth-TsDPEN-RuCl 1 (S/C = 200/1) 94% yield, 13/1 dr, >99% ee.

(2*R*)-Methyl-(3*R*)-hydroxy-4-nonynoic Acid, Ethyl Ester, Reduction Product of 13. This compound was prepared by the general procedure above with (*R,R*)-2 (4.2 mg, 6.7 × 10⁻³ mmol), ketone (41.0 mg, 0.20 mmol), HCOOH/Et₃N 5/2 (168 mg), and CH₂Cl₂ (1.0 cm³), and the product was isolated as a colorless oil (35.9 mg, 0.17 mmol, 87%, 99% ee, dr 27/1). *R_f* = 0.43 hexane/EtOAc 4/1; [α]_D²⁸ +4.7 (c 1.0 in CHCl₃) 99% ee (2*R*,3*R*), dr 27/1; [found (ESI) M⁺ + Na, 235.1305; C₁₂H₂₀O₃ requires M, 235.1310]; IR (neat) 3442, 2958, 2934, 2874, 1732, 1251, 1184, 1025 cm⁻¹; ¹H NMR (400 MHz, CDCl₃) 4.61–4.57 (m, 1H), 4.19 (q, *J* = 7.1 Hz, 2H), 3.04 (d, *J* = 7.1 Hz, 1H), 2.71 (td, *J* = 7.2, 4.2 Hz, 1H), 2.20 (td, *J* = 6.9, 2.0 Hz, 2H), 1.52–1.35 (m, 4H), 1.29 (t, *J* = 7.1 Hz, 3H), 1.28 (d, *J* = 7.2 Hz, 3H), 0.90 (t, *J* = 7. Hz, 3H); ¹³C NMR (100 MHz, CDCl₃) 174.3, 86.4, 78.5, 62.9, 60.8, 45.7, 30.6, 21.8, 18.3, 14.2, 13.5, 11.9; *m/z* (EIMS) 235.1 (M + Na)⁺. HPLC separation conditions: Chiralpak IC column (250 mm × 4.6 mm), hexane/*i*-PrOH 96/4, 0.5 cm³/min, *T* = 30 °C. Retention times: (major, 2*R*,3*R*) 23.8 min, (minor, 2*S*,3*S*) 21.4 min. (*R,R*)-Teth-TsDPEN-RuCl 1 (S/C = 200/1) 92% yield, 14/1 dr,

>99% ee. Comparison of the ¹H NMR data with that for the reported *syn*-decynoate analogue¹¹ permitted assignment of the relative configuration of the product.

(2*R*)-Methyl-(3*R*)-hydroxy-7-benzyloxy-4-heptynoic Acid, Ethyl Ester, Reduction Product of 14. This compound was prepared by the general procedure above with (*R,R*)-2 (4.2 mg, 6.7 × 10⁻³ mmol), ketone (61.2 mg, 0.21 mmol), HCOOH/Et₃N 5/2 (168 mg), and CH₂Cl₂ (1.0 cm³), and the product was isolated as a colorless oil (46.5 mg, 0.16 mmol, 76%, >98% ee, dr 31/1). *R_f* = 0.23 hexane/EtOAc 4/1; [α]_D²⁸ +4.0 (c 0.7 in CHCl₃) 98% ee, dr 31/1; [found (ESI) M⁺ + Na, 313.1410; C₁₇H₂₂O₄ requires M, 313.1415]; IR (neat) 3446, 2981, 2939, 1729, 1187, 1094, 1027, 736, 698 cm⁻¹; ¹H NMR (400 MHz, CDCl₃) 7.37–7.26 (m, 5H), 4.62–4.58 (m, 1H), 4.53 (s, 2H), 4.17 (q, *J* = 7.1 Hz, 2H), 3.57 (t, *J* = 7.1 Hz, 2H), 3.02 (d, *J* = 6.9 Hz, 1H), 2.70 (qd, *J* = 7.2, 4.2 Hz, 1H), 2.52 (td, *J* = 7.2, 2.0 Hz, 2H), 1.28 (d, *J* = 7.2 Hz, 3H), 1.26 (t, *J* = 7.1 Hz, 3H); ¹³C NMR (100 MHz, CDCl₃) 174.3, 138.0, 128.4, 127.71, 127.70, 83.1, 79.6, 73.0, 68.3, 63.9, 60.9, 45.4, 20.1, 14.2, 11.8; *m/z* (EIMS) 313.1 (M + Na)⁺. HPLC separation conditions: Chiralpak IC column (250 mm × 4.6 mm), hexane/*i*-PrOH 96/4, 0.8 cm³/min, *T* = 30 °C. Retention times: (major, 2*R*,3*R*) 39.9 min, (minor, 2*S*,3*S*) 57.0 min. (*R,R*)-Teth-TsDPEN-RuCl 1 (S/C = 200/1) 92% yield, 14/1 dr, >99% ee.

(2*R*)-Methyl-(3*R*)-hydroxy-6-benzyloxy-6-methyl-4-heptynoic Acid, Ethyl Ester, Reduction Product of 15. This compound was prepared by the general procedure above with (*R,R*)-2 (4.2 mg, 6.7 × 10⁻³ mmol), ketone (60.4 mg, 0.20 mmol), HCOOH/Et₃N 5/2 (168 mg), and CH₂Cl₂ (1.0 cm³), and the product was isolated as a colorless oil (54.9 mg, 0.18 mmol, 90%, 99% ee, dr 27/1). *R_f* = 0.30 hexane/EtOAc 4/1; [α]_D²⁸ +5.4 (c 0.6 in CHCl₃) 99% ee, dr 27/1; [found (ESI) M⁺ + Na, 327.1567; C₁₈H₂₄O₄ requires M, 327.1572]; IR (neat) 3441, 2983, 1732, 1244, 1186, 1156, 1041, 1028, 735, 696 cm⁻¹; ¹H NMR (400 MHz, CDCl₃) 7.37–7.22 (m, 5H), 4.62 (dd, *J* = 7.1, 4.3 Hz, 1H), 4.60 (s, 2H), 4.16 (q, *J* = 7.1 Hz, 2H), 3.12 (d, *J* = 7.1 Hz, 1H), 2.78–2.71 (m, 1H), 1.53 (s, 6H), 1.30–1.24 (m, 6H); ¹³C NMR (100 MHz, CDCl₃) 174.0, 139.0, 128.3, 127.7, 127.4, 87.9, 82.8, 70.6, 66.6, 63.8, 61.0, 45.5, 28.9, 14.2, 12.1; *m/z* (EIMS) 327.1 (M + Na)⁺. HPLC separation conditions: Chiralpak IC column (250 mm × 4.6 mm), hexane/*i*-PrOH 96/4, 0.5 cm³/min, *T* = 30 °C. Retention times: (major, 2*R*,3*R*) 16.6 min, (minor, 2*S*,3*S*) 18.5 min. (*R,R*)-Teth-TsDPEN-RuCl 1 (S/C = 200/1) 97% yield, 12/1 dr, >99% ee.

General Procedure for Synthesis of Propargylic γ -Keto Esters.^{7b} To a solution of acetylene (7.5 mmol) in anhydrous THF (6 cm³) at –78 °C was added *n*-BuLi (1.6 M in hexane, 4.7 cm³, 7.5 mmol) over 3 min. The mixture was stirred at 0 °C for 1 h and then recooled to –78 °C, at which point BF₃·Et₂O (1.46 g in 8 cm³ of THF, 10.0 mmol) was added dropwise after 10 min. The mixture was cooled to –90 °C, and 4-chloro-4-oxobutanoic acid methyl ester (1.46 g in 2 cm³ of THF, 10.0 mmol) was added in one portion. The reaction was quenched by saturated NH₄Cl (8 cm³) and water (8 cm³) after 2 h, extracted with Et₂O (2 × 30 cm³), and dried over anhydrous MgSO₄. After concentration under reduced pressure, the crude product was purified by silica gel column chromatography (eluent hexane/EtOAc = 15/1–8/1).

4-Oxo-6-phenyl-5-hexynoic Acid, Methyl Ester 3a2.²⁶ This compound was prepared by the general procedure above with phenylacetylene (1.63 g, 16 mmol), *n*-BuLi (1.6 M in hexane, 9.5 cm³, 15.0 mmol), BF₃·EtO₂ (2.0 cm³, 16.0 mmol), and 4-chloro-4-oxobutanoic acid methyl ester (2.62 g, 17.4 mmol). The product was isolated as a colorless oil (1.61 g, 7.4 mmol, 49%). *R_f* = 0.33 hexane/EtOAc 8/1; [found (ESI) M⁺ + Na, 239.0682; C₁₃H₁₂O₃ requires M, 239.0684]; IR (neat) 2953, 2200, 1734, 1667, 1205, 1168, 1093, 758, 688 cm⁻¹; ¹H NMR (400 MHz, CDCl₃) 7.60–7.56 (m, 2H), 7.49–7.44 (m, 1H), 7.41–7.36 (m, 2H), 3.71 (s, 3H), 3.03 (t, *J* = 6.7 Hz, 2H), 2.72 (t, *J* = 6.7 Hz, 2H); ¹³C NMR (100 MHz, CDCl₃) 185.4, 172.5, 133.0, 130.8, 128.7, 119.8, 91.4, 87.4, 51.9, 40.0, 27.8; *m/z* (EIMS) 239.1 (M + Na)⁺.

4-Oxo-5-decynoic Acid, Methyl Ester 3b2.²⁷ This compound was prepared by the general procedure above with 1-hexyne (705 mg, 8.6 mmol), *n*-BuLi (1.6 M in hexane, 5.0 cm³, 8.0 mmol), BF₃·EtO₂ (1.1 cm³, 8.5 mmol), and 4-chloro-4-oxobutanoic acid methyl ester

(1.57 g, 10.4 mmol). The product was isolated as a colorless oil (417 mg, 2.1 mmol, 27%). $R_f = 0.58$ hexane/EtOAc 4/1; [found (ESI) $M^+ + Na$, 219.0992; $C_{11}H_{16}O_3$ requires M , 219.0997]; IR (neat) 2958, 2210, 1737, 1675, 1208, 1154 cm^{-1} ; 1H NMR (400 MHz, $CDCl_3$) 3.69 (s, 3H), 2.88 (t, $J = 6.7$ Hz, 2H), 2.64 (t, $J = 6.7$ Hz, 2H), 2.38 (t, $J = 7.1$ Hz, 2H), 1.63–1.51 (m, 2H), 1.51–1.35 (m, 2H), 0.93 (t, $J = 7.2$ Hz, 2H); ^{13}C NMR (100 MHz, $CDCl_3$) 185.5, 172.6, 95.1, 80.4, 51.8, 40.0, 29.6, 27.8, 21.9, 18.6, 13.4; m/z (EIMS) 219.1 ($M + Na$) $^+$.

4-Oxo-8-benzyloxy-5-octynoic Acid, Methyl Ester 3c2. This compound was prepared by the general procedure above with alkyne (674 mg, 4.3 mmol), *n*-BuLi (1.6 M in hexane, 2.5 cm^3 , 4.0 mmol), anhydrous $ZnCl_2$ (950 mg, 7.0 mmol), and 4-chloro-4-oxobutanoic acid methyl ester (451 mg, 3.0 mmol). The product was isolated as a colorless oil (204.9 mg, 0.75 mmol, 25%). $R_f = 0.26$ hexane/EtOAc 4/1; [found (ESI) $M^+ + Na$, 297.1097; $C_{16}H_{18}O_4$ requires M , 297.1102]; IR (neat) 2952, 2864, 2213, 1734, 1674, 1208, 1155, 1100, 738, 698 cm^{-1} ; 1H NMR (400 MHz, $CDCl_3$) 7.39–7.27 (m, 5H), 4.56 (s, 2H), 3.68 (s, 3H), 3.64 (t, $J = 6.8$ Hz, 2H), 2.89 (t, $J = 6.8$ Hz, 2H), 2.69 (t, $J = 6.8$ Hz, 2H), 2.64 (t, $J = 6.8$ Hz, 2H); ^{13}C NMR (100 MHz, $CDCl_3$) 185.4, 172.6, 137.7, 128.5, 127.9, 127.7, 91.5, 81.0, 73.1, 67.1, 51.9, 40.0, 27.8, 20.5; m/z (EIMS) 275.1 ($M + H$) $^+$.

4-Oxo-7-benzyloxy-7-methyl-5-octynoic Acid, Methyl Ester 3d2. This compound was prepared by the general procedure above with alkyne (1.50 g, 8.6 mmol), *n*-BuLi (1.6 M in hexane, 5.0 cm^3 , 8.0 mmol), $BF_3 \cdot Et_2O$ (1.1 cm^3 , 8.5 mmol), and 4-chloro-4-oxobutanoic acid methyl ester (1.57 g, 10.4 mmol). The product was isolated as a colorless oil (541 mg, 1.9 mmol, 22%). $R_f = 0.67$ hexane/EtOAc 4/1; [found (ESI) $M^+ + Na$, 311.1254; $C_{17}H_{20}O_4$ requires M , 311.1259]; IR (neat) 3032, 2210, 1737, 1679, 1122, 736, 697 cm^{-1} ; 1H NMR (400 MHz, $CDCl_3$) 7.38–7.24 (m, 5H), 4.62 (s, 2H), 3.68 (s, 3H), 2.89 (t, $J = 7.6$ Hz, 2H), 2.63 (t, $J = 7.6$ Hz, 2H), 1.59 (s, 6H); ^{13}C NMR (100 MHz, $CDCl_3$) 185.1, 172.4, 138.4, 128.4, 127.7, 127.6, 94.2, 82.9, 70.6, 67.0, 51.9, 40.1, 28.2, 27.6; m/z (EIMS) 311.1 ($M + Na$) $^+$.

Synthesis of 5-oxo-7-phenyl-6-heptynoic Acid, Methyl Ester 3a3.^{26,28} To a solution of phenylacetylene (326 mg, 3.2 mmol) in anhydrous THF (6 cm^3) at -78 °C was added *n*-BuLi (1.6 M in hexane, 1.9 cm^3 , 3.0 mmol) in 3 min. The mixture was stirred at -78 °C for 1 h and then $BF_3 \cdot Et_2O$ (454 mg, 0.4 cm^3 , 3.2 mmol) was added dropwise. After 10 min, the mixture was cooled to -90 °C and glutaric acid monomethyl ester chloride (526 mg in 1 cm^3 of THF, 3.2 mmol) was added in one portion. After 2 h at -78 °C, the reaction was quenched by saturated NH_4Cl (6 cm^3) and water (6 cm^3), extracted with Et_2O (2×15 cm^3), and dried over anhydrous $MgSO_4$. After concentration under reduced pressure, the crude product was purified by silica gel column chromatography (eluent hexane/EtOAc = 15/1–8/1) to afford the product as a colorless oil (300 mg, 1.3 mmol, 43%). $R_f = 0.54$ hexane/EtOAc 4/1; [found (ESI) $M^+ + Na$, 253.0833; $C_{14}H_{14}O_3$ requires M , 253.0840]; IR (neat) 2952, 2199, 1733, 1667, 1197, 1168, 758, 689 cm^{-1} ; 1H NMR (400 MHz, $CDCl_3$) 7.60–7.55 (m, 2H), 7.49–7.43 (m, 1H), 7.41–7.35 (m, 2H), 3.69–3.66 (m, 3H), 2.82–2.73 (m, 2H), 2.44–2.35 (m, 2H), 2.10–2.01 (m, 2H); ^{13}C NMR (100 MHz, $CDCl_3$) 186.8, 173.3, 133.0, 130.8, 128.6, 119.8, 90.9, 87.7, 51.6, 43.3, 32.8, 19.1. m/z (EIMS) 253.1 ($M + Na$) $^+$.

General Procedure for Synthesis of Other Propargylic δ -Keto Esters.¹³ To a solution of acetylene (8.6 mmol) in anhydrous THF (20 cm^3) at -78 °C was added *n*-BuLi (1.6 M in hexane, 5.0 cm^3 , 8.0 mmol) in 3 min. The mixture was stirred at -78 °C for 1 h, anhydrous $ZnCl_2$ (1.90 g in 8 cm^3 of THF, 14.0 mmol) was added, and the mixture was warmed to 0 °C for 30 min, then glutaric acid monomethyl ester chloride (987 mg, 6.0 mmol) was added in one portion. The reaction was stirred overnight and quenched by saturated NH_4Cl (10 cm^3) and water (10 cm^3), extracted with Et_2O (2×30 cm^3), and dried over anhydrous $MgSO_4$. After concentration under reduced pressure, the crude product was purified by silica gel column chromatography (eluent hexane/EtOAc = 15/1–8/1).

5-Oxo-6-undecynoic Acid, Methyl Ester 3b3.²⁹ This compound was prepared by the general procedure above with 1-hexyne (1.42 g, 17.2 mmol), *n*-BuLi (1.6 M in hexane, 10.0 cm^3 , 16.0 mmol),

anhydrous $ZnCl_2$ (3.77 g, 28 mmol), and 4-chloro-4-oxobutanoic acid methyl ester (1.97 g, 12.0 mmol). The product was isolated as a colorless oil (1.33 g, 6.3 mmol, 53%). $R_f = 0.20$ hexane/EtOAc 8/1; [found (ESI) $M^+ + Na$, 233.1148; $C_{12}H_{18}O_3$ requires M , 233.1153]; IR (neat) 2958, 2210, 1736, 1671, 1196, 1161 cm^{-1} ; 1H NMR (400 MHz, $CDCl_3$) 3.60 (s, 3H), 2.54 (t, $J = 7.2$ Hz, 2H), 2.30 (t, $J = 7.0$ Hz, 2H), 2.29 (t, $J = 7.2$ Hz, 2H), 1.94–1.86 (m, 2H), 1.56–1.50 (m, 2H), 1.48–1.43 (m, 2H), 0.86 (t, $J = 7.3$ Hz, 3H); ^{13}C NMR (100 MHz, $CDCl_3$) 187.0, 173.3, 94.6, 80.7, 51.5, 44.3, 32.8, 29.6, 21.9, 19.1, 18.5, 13.4. m/z (EIMS) 233.1 ($M + Na$) $^+$.

5-Oxo-9-benzyloxy-6-nonynoic Acid, Methyl Ester 3c3. This compound was prepared by the general procedure above with acetylene (1.50 g, 8.6 mmol), *n*-BuLi (1.6 M in hexane, 5.0 cm^3 , 8.0 mmol), anhydrous $ZnCl_2$ (1.90 g, 14.0 mmol), and 4-chloro-4-oxobutanoic acid methyl ester (987 mg, 6.0 mmol). The product was isolated as a colorless oil (1.274 g, 4.4 mmol, 73%). $R_f = 0.35$ hexane/EtOAc 4/1; [found (ESI) $M^+ + Na$, 311.1254; $C_{17}H_{20}O_4$ requires M , 311.1259]; IR (neat) 2952, 2866, 2214, 1733, 1671, 1199, 1162, 1099, 737, 698 cm^{-1} ; 1H NMR (400 MHz, $CDCl_3$) 7.38–7.26 (m, 5H), 4.62 (s, 2H), 3.66 (s, 3H), 3.63 (t, $J = 6.7$ Hz, 2H), 2.66 (t, $J = 6.7$ Hz, 2H), 2.61 (t, $J = 7.2$ Hz, 2H), 2.35 (t, $J = 7.2$ Hz, 2H), 2.00–1.92 (m, 2H); ^{13}C NMR (100 MHz, $CDCl_3$) 186.9, 173.3, 137.8, 128.5, 127.8, 127.7, 91.1, 81.3, 73.1, 67.2, 51.6, 44.3, 32.8, 20.5, 19.0. m/z (EIMS) 311.1 ($M + Na$) $^+$.

5-Oxo-8-benzyloxy-8-methyl-6-nonynoic Acid, Methyl Ester 3d3. This compound was prepared by the general procedure above with acetylene (1.50 g, 8.6 mmol), *n*-BuLi (1.6 M in hexane, 5.0 cm^3 , 8.0 mmol), anhydrous $ZnCl_2$ (1.90 g, 14.0 mmol), and 4-chloro-4-oxobutanoic acid methyl ester (987 mg, 6.0 mmol). The product was isolated as a colorless oil (884 mg, 2.90 mmol, 48%). $R_f = 0.53$ hexane/EtOAc 4/1; [found (ESI) $M^+ + Na$, 325.1410; $C_{18}H_{22}O_4$ requires M , 325.1415]; IR (neat) 2987, 2952, 2213, 1734, 1676, 1156, 1049, 737, 697 cm^{-1} ; 1H NMR (400 MHz, $CDCl_3$) 7.38–7.24 (m, 5H), 4.62 (s, 2H), 3.66 (s, 3H), 2.63 (t, $J = 7.2$ Hz, 2H), 2.36 (t, $J = 7.2$ Hz, 2H), 2.00–1.93 (m, 2H), 1.60 (s, 6H); ^{13}C NMR (100 MHz, $CDCl_3$) 186.5, 173.2, 138.4, 128.4, 127.63, 127.60, 93.8, 83.2, 70.6, 67.0, 51.7, 44.4, 32.7, 28.3, 19.0. m/z (EIMS) 325.1 ($M + Na$) $^+$.

Asymmetric Transfer Hydrogenation of γ - and δ -Keto Esters. (*R,R*)-Teth-TsDPEN-RuCl **1** (0.6 mg, 1.0×10^{-3} mmol) was dissolved in $HCOOH/Et_3N$ 5/2 azeotropic mixture, and γ -keto ester in degassed dichloromethane was injected under a nitrogen atmosphere. The mixture was stirred at rt until starting material was completely consumed (2–3 days). After the reaction was complete, the reaction mixture was concentrated and directly purified by silica gel column chromatography (eluent hexane/EtOAc = 10/1–5/1) to give the products.

(4*R*)-Hydroxy-6-phenyl-5-hexynoic Acid, Methyl Ester, Reduction Product of 3a2.³⁰ This compound was prepared by the general procedure above with (*R,R*)-Teth-TsDPEN-RuCl **1** (0.6 mg, 1.0×10^{-3} mmol), 4-oxo-6-phenyl-5-hexynoic acid methyl ester (118.0 mg, 5.5 mmol), $HCOOH/Et_3N$ 5/2 (105 mg), and CH_2Cl_2 (2.5 cm^3), and the product was isolated as a colorless oil (106.5 mg, 4.9 mmol, 89%, 94% ee). $R_f = 0.22$ hexane/EtOAc 4/1; $[\alpha]_D^{24} +13.3$ (*c* 0.7 in $CHCl_3$) 94% ee (*R*); [found (ESI) $M^+ + Na$, 241.0835; $C_{13}H_{14}O_3$ requires M , 241.0841]; IR (neat) 3414, 2952, 1733, 1490, 1440, 1254, 1200, 1166, 1067, 756, 691 cm^{-1} ; 1H NMR (400 MHz, $CDCl_3$) 7.50–7.27 (m, 5H), 4.71 (t, $J = 6.0$ Hz, 1H), 3.69 (m, 3H), 2.70–2.54 (m, 3H), 2.19–2.10 (m, 2H); ^{13}C NMR (100 MHz, $CDCl_3$) 174.1, 131.7, 128.5, 128.3, 122.4, 89.1, 85.4, 62.0, 51.8, 32.5, 29.8; m/z (EIMS) 241.1 ($M + Na$) $^+$. HPLC separation conditions: Chiralpak IB column (250 mm \times 4.6 mm), hexane/*i*-PrOH 95/5, 0.8 cm^3 /min, $T = 30$ °C. Retention times: (major, *R*) 18.6 min, (minor, *S*) 49.1 min.

(4*R*)-Hydroxy-5-decynoic Acid, Methyl Ester, Reduction Product of 3b2. This compound was prepared by the general procedure above with (*R,R*)-Teth-TsDPEN-RuCl **1** (0.6 mg, 1.0×10^{-3} mmol), ketone (101 mg, 0.52 mmol), $HCOOH/Et_3N$ 5/2 (210 mg), and CH_2Cl_2 (2.5 cm^3), and the product was isolated as a colorless oil (90.8 mg, 0.46 mmol, 89%, 93% ee). $R_f = 0.22$ hexane/EtOAc 4/1; [found (ESI) $M^+ + Na$, 221.1148; $C_{11}H_{18}O_3Na$ requires M , 221.1153]; IR (neat) 3435, 2957, 2934, 1737, 1437, 1167, 1061 cm^{-1} ; 1H NMR (400 MHz,

CDCl₃) 7.50–7.27 (m, 5H), 4.38 (br s, 1H), 3.61 (s, 3H), 2.64 (br s, 1H), 2.53–2.39 (m, 2H), 2.13 (t, *J* = 6.9 Hz, 2H), 1.98–1.90 (m, 2H), 1.44–1.28 (m, 4H), 0.84 (t, *J* = 7.2 Hz, 3H); ¹³C NMR (100 MHz, CDCl₃) 174.2, 85.9, 80.3, 61.5, 51.7, 32.8, 30.6, 29.8, 21.9, 18.3, 13.5; *m/z* (EIMS) 221.1 (M + Na)⁺. HPLC separation conditions: Chiralpak IC column (250 mm × 4.6 mm), hexane/*i*-PrOH 94/6, 0.8 cm³/min, *T* = 30 °C. Retention times: (major, R) 28.5 min, (minor, S) 50.8 min.

(4*R*)-Hydroxy-8-benzyloxy-5-octynoic Acid, Methyl Ester, Reduction Product of 3c2. This compound was prepared by the general procedure above with (*R,R*)-Teth-TsDPEN-RuCl **1** (0.4 mg, 6.7 × 10⁻⁴ mmol), ketone (92.2 mg, 0.335 mmol), HCOOH/Et₃N 5/2 (278 mg), and CH₂Cl₂ (1.5 cm³), and the product was isolated as a colorless oil (87.9 mg, 0.318 mmol, 95%, 98% ee). *R_f* = 0.15 hexane/EtOAc 4/1; [α]_D²⁴ +8.3 (*c* 0.7 in CHCl₃) 98% ee (*R*); [found (ESI) M⁺ + Na, 299.1254; C₁₆H₂₀O₄ requires M, 299.1259]; IR (neat) 3415, 2951, 2864, 1733, 1096, 1063, 737, 697 cm⁻¹; ¹H NMR (400 MHz, CDCl₃) 7.35–7.26 (m, 5H), 4.54 (s, 2H), 4.43 (tt, *J* = 6.1, 2.0 Hz, 1H), 3.67 (m, 3H), 3.57 (t, *J* = 7.0 Hz, 2H), 2.59–2.45 (m, 5H), 1.99 (td, *J* = 7.2, 7.1 Hz, 2H); ¹³C NMR (100 MHz, CDCl₃) 174.1, 138.0, 128.4, 127.8, 127.7, 82.7, 81.5, 73.0, 68.3, 61.6, 51.8, 32.7, 29.8, 20.1; *m/z* (EIMS) 299.1 (M + Na)⁺. HPLC separation conditions: Chiralpak IB column (250 mm × 4.6 mm), hexane/*i*-PrOH 95/5, 0.7 cm³/min, *T* = 30 °C. Retention times: (major, R) 26.4 min, (minor, S) 27.9 min.

(4*R*)-Hydroxy-7-benzyloxy-7-methyl-5-octynoic Acid, Methyl Ester, Reduction Product of 3d2. This compound was prepared by the general procedure above with (*R,R*)-Teth-TsDPEN-RuCl **1** (0.4 mg, 6.7 × 10⁻⁴ mmol), ketone (104 mg, 0.36 mmol), HCOOH/Et₃N 5/2 (277 mg), and CH₂Cl₂ (1.6 cm³), and the product was isolated as a colorless oil (80.2 mg, 0.28 mmol, 77%, 99% ee). *R_f* = 0.38 hexane/EtOAc 4/1; [α]_D²⁸ +5.4 (*c* 1.2 in CHCl₃) 99% ee (*R*); [found (ESI) M⁺ + Na, 313.1410; C₁₇H₂₂O₄ requires M, 313.1415]; IR (neat) 3424, 2987, 2935, 1736, 1244, 1154, 1052, 1027, 736, 697 cm⁻¹; ¹H NMR (400 MHz, CDCl₃) 4.37–4.23 (m, 5H), 4.60 (s, 2H), 4.51 (t, *J* = 6.1 Hz, 1H), 3.68 (m, 3H), 2.66–2.46 (m, 2H), 2.14 (br s, 1H), 2.05–1.98 (m, 2H), 1.53 (s, 6H); ¹³C NMR (100 MHz, CDCl₃) 174.0, 139.0, 128.3, 127.6, 127.4, 87.6, 84.3, 70.6, 66.5, 61.4, 51.8, 32.5, 29.8, 29.0; *m/z* (EIMS) 313.1 (M + Na)⁺. HPLC separation conditions: Chiralpak IC column (250 mm × 4.6 mm), hexane/*i*-PrOH 94/6, 0.8 cm³/min, *T* = 30 °C. Retention times: (major, R) 20.4 min, (minor, S) 19.2 min.

(5*R*)-Hydroxy-7-phenyl-6-heptynoic Acid, Methyl Ester, Reduction Product of 3a3. This compound was prepared by the general procedure above with (*R,R*)-Teth-TsDPEN-RuCl **1** (0.6 mg, 1.0 × 10⁻³ mmol), 5-oxo-7-phenyl-6-heptynoic acid methyl ester (115 mg, 5.0 mmol), HCOOH/Et₃N 5/2 (105 mg), and CH₂Cl₂ (2.5 cm³), and the product was isolated as a colorless oil (104 mg, 0.45 mmol, 89%, 96% ee). *R_f* = 0.24 hexane/EtOAc 4/1; [α]_D²⁴ +0.5 (*c* 0.7 in CHCl₃) 96% ee (*R*); [found (ESI) M⁺ + Na, 255.0992; C₁₄H₁₆O₃ requires M, 255.0997]; IR (neat) 3407, 2952, 1733, 1097, 1053, 756, 691 cm⁻¹; ¹H NMR (400 MHz, CDCl₃) 7.36–7.34 (m, 2H), 7.26–7.19 (m, 3H), 4.54 (t, *J* = 6.0 Hz, 1H), 3.60 (m, 3H), 2.35–2.32 (m, 2H), 2.26 (br s, 1H), 1.85–1.73 (m, 4H); ¹³C NMR (100 MHz, CDCl₃) 174.0, 131.7, 128.4, 128.3, 122.5, 89.8, 85.1, 62.4, 51.6, 37.1, 33.6, 20.6. *m/z* (EIMS) 255.1 (M + Na)⁺. HPLC separation conditions: Chiralpak IB column (250 mm × 4.6 mm), hexane/*i*-PrOH 95/5, 0.8 cm³/min, *T* = 30 °C. Retention times: (major, R) 16.4 min, (minor, S) 68.5 min.

(5*R*)-Hydroxy-6-undecynoic Acid, Methyl Ester, Reduction Product of 3b3. This compound was prepared by the general procedure above with (*R,R*)-Teth-TsDPEN-RuCl **1** (0.6 mg, 1.0 × 10⁻³ mmol), ketone (105 mg, 1.0 × 10⁻³ mmol), HCOOH/Et₃N 5/2 (415 mg), and CH₂Cl₂ (2.0 cm³), and the product was isolated as a colorless oil (85.6 mg, 4.0 mmol, 81%, 99% ee). *R_f* = 0.26 hexane/EtOAc 4/1; [α]_D³⁴ +4.1 (*c* 1.1 in CHCl₃) 99% ee (*R*); [found (ESI) M⁺ + Na, 235.1305; C₁₂H₂₀O₃ requires M, 235.1310]; IR (neat) 3441, 2955, 2933, 1732, 1236, 1196, 1161, 1028 cm⁻¹; ¹H NMR (400 MHz, CDCl₃) 4.37 (tt, *J* = 6.4, 1.9 Hz, 1H), 3.68 (s, 3H), 2.37 (t, *J* = 7.5 Hz, 2H), 2.20 (td, *J* = 6.9, 1.9 Hz, 2H), 2.16 (br s, 1H), 1.84–1.75 (m, 2H), 1.75–1.67 (m, 2H), 1.53–1.44 (m, 2H), 1.44–1.35 (m, 2H),

0.91 (t, *J* = 7.2 Hz, 3H); ¹³C NMR (100 MHz, CDCl₃) 174.0, 85.7, 80.8, 62.1, 52.5, 37.4, 33.6, 30.7, 21.9, 20.6, 18.3, 13.6. *m/z* (EIMS) 235.1 (M + Na)⁺. HPLC separation conditions: Chiralpak IA column (250 mm × 4.6 mm), hexane/*i*-PrOH 100/0, 0.8 cm³/min, *T* = 30 °C. Retention times: (major, R) 13.35 min, (minor, S) 13.02 min. Chiral and racemic standards were analyzed by HPLC after being converted to *tert*-butyldiphenylsilyl (TBDPS) ethers.

(5*R*)-Hydroxy-9-benzyloxy-6-nonynoic Acid, Methyl Ester, Reduction Product of 3c3. This compound was prepared by the general procedure above with (*R,R*)-Teth-TsDPEN-RuCl **1** (0.4 mg, 6.7 × 10⁻⁴ mmol), ketone (101.2 mg, 3.51 mmol), HCOOH/Et₃N 5/2 (277 mg), and CH₂Cl₂ (1.6 cm³), and the product was isolated as a colorless oil (101.1 mg, 3.48 mmol, 99%, 99% ee). *R_f* = 0.33 hexane/EtOAc 2/1; [α]_D³⁰ +5.5 (*c* 1.4 in CHCl₃) 99% ee (*R*); [found (ESI) M⁺ + Na, 313.1410; C₁₇H₂₂O₄ requires M, 313.1415]; IR (neat) 3431, 2950, 2866, 1733, 1096, 1078, 1027, 737, 698 cm⁻¹; ¹H NMR (400 MHz, CDCl₃) 7.37–7.25 (m, 5H), 4.54 (s, 2H), 4.37–4.31 (m, 1H), 3.66 (m, 3H), 3.57 (t, *J* = 7.0 Hz, 2H), 2.55 (br s, 1H), 2.51 (td, *J* = 7.0, 2.0 Hz, 2H), 2.35 (t, *J* = 7.1 Hz, 2H), 1.83–1.73 (m, 2H), 1.73–1.64 (m, 2H); ¹³C NMR (100 MHz, CDCl₃) 174.0, 138.0, 128.4, 127.8, 127.7, 82.2, 82.1, 72.9, 68.3, 62.0, 51.6, 37.2, 33.6, 20.6, 20.1. *m/z* (EIMS) 313.1 (M + Na)⁺. HPLC separation conditions: Chiralpak IC column (250 mm × 4.6 mm), hexane/*i*-PrOH 94/6, 1.0 cm³/min, *T* = 30 °C. Retention times: (major, R) 67.7 min, (minor, S) 66.2 min.

(5*R*)-Hydroxy-8-benzyloxy-8-methyl-6-nonynoic Acid, Methyl Ester, Reduction Product of 3d3. This compound was prepared by the general procedure above with (*R,R*)-Teth-TsDPEN-RuCl **1** (0.4 mg, 6.7 × 10⁻⁴ mmol), ketone (101.0 mg, 0.334 mmol), HCOOH/Et₃N 5/2 (280 mg), and CH₂Cl₂ (1.6 cm³), and the product was isolated as a colorless oil (85.7 mg, 0.28 mmol, 84%, 98% ee). *R_f* = 0.28 hexane/EtOAc 4/1; [α]_D²⁸ +10.1 (*c* 1.2 in CHCl₃) 98% ee (*R*); [found (ESI) M⁺ + Na, 327.1567; C₁₈H₂₄O₄ requires M, 327.1572]; IR (neat) 3432, 2984, 1736, 1153, 1051, 1028, 736, 697 cm⁻¹; ¹H NMR (400 MHz, CDCl₃) 7.38–7.22 (m, 5H), 4.61 (s, 2H), 4.39 (t, *J* = 6.2 Hz, 1H), 3.65 (m, 3H), 2.35 (t, *J* = 7.2 Hz, 2H), 2.24 (br s, 1H), 1.83–1.74 (m, 2H), 1.74–1.65 (m, 2H), 1.53 (s, 6H); ¹³C NMR (100 MHz, CDCl₃) 173.9, 139.1, 128.3, 127.6, 127.4, 87.2, 85.1, 70.6, 66.5, 61.9, 51.6, 37.1, 33.5, 29.0, 20.6. *m/z* (EIMS) 327.1 (M + Na)⁺. HPLC separation conditions: Chiralpak IC column (250 mm × 4.6 mm), hexane/*i*-PrOH 94/6, 1.0 cm³/min, *T* = 30 °C. Retention times: (major, R) 15.8 min, (minor, S) 19.1 min.

Synthesis of 1,5-Diphenyl-4-pentene-1,3-dione 18.¹⁶ Acetophenone (873 mg, 7.4 mmol), 1-(3-phenyl-1-oxo-2-propynyl)benzotriazole (1.84 g, 7.6 mmol), and anhydrous MgBr₂·OEt₂ powder (3.92 g, 15.2 mmol) were added to a flask, and laboratory-grade CH₂Cl₂ (1.5 cm³) was added via syringe. The suspension was stirred at rt for 3 h and then *i*-Pr₂NEt (2.51 g, 20.0 mmol) was added dropwise. A clean yellow solution was formed immediately, and the solution was allowed to stir at rt for 5 h. Saturated NH₄Cl (3 cm³) was added, followed by aqueous HCl (10%, 1 cm³), and stirring was continued for 5 min. After a clear solution had formed, the aqueous layer was extracted with CH₂Cl₂ (2 × 5 cm³) and the combined organic extract was dried over MgSO₄. The solvent was evaporated under reduced pressure and the yellow solid product was dissolved in the minimum amount of CH₂Cl₂ and purified by silica gel column chromatography [eluent hexane/CH₂Cl₂/EtOAc = 10/1/0–10/1/(0.2–0.4)]. The product was isolated as light yellow crystals (1.49 g, 6.0 mmol, 81%). ¹H NMR (400 MHz, CDCl₃) 7.71–7.68 (m, 2H), 7.38–7.31 (m, 3H), 7.27–7.13 (m, 5H), 6.29 (s, 1H); ¹³C NMR (100 MHz, CDCl₃) 184.7, 169.7, 133.9, 132.3, 132.1, 129.8, 128.3, 128.2, 128.0, 126.7, 119.8, 100.7, 93.3, 85.5.

Synthesis of 19 via Attempted Asymmetric Transfer Hydrogenation of 18.^{18c,d} Complex (*R,R*)-**2** (1.2 mg, 2 × 10⁻³ mmol) was dissolved in HCO₂H/Et₃N 5/2 azeotropic mixture (42 mg) under a nitrogen atmosphere, and ketone **18** (24 mg, 0.96 mmol) in degassed dichloromethane (0.5 cm³) was injected. The mixture was stirred at rt until starting material was completely consumed (12 h), and then the reaction was quenched by saturated NaHCO₃ (0.5 cm³). The resulting mixture was extracted with EtOAc (3 × 5 cm³) and the combined organic phase was dried over anhydrous MgSO₄.

After concentration, the crude product was purified by silica gel column chromatography (eluent hexane/EtOAc = 6/1–3/1) to give **19** as an oil (20 mg, 0.081 mmol, 84%). R_f = 0.18 hexane/EtOAc 8/1. $^1\text{H NMR}$ (400 MHz, CDCl_3) 7.89–7.86 (m, 4H), 7.55–7.53 (m, 6H), 6.83 (s, 2H). Data for the cyclization product **19**, which was formed in all attempts at ATH, matched those reported.^{18c,d}

Synthesis of 1,4- and 1,5-Diketones. To a solution of acetylene (7.5 mmol) in anhydrous THF (6 cm^3) at -78°C was added *n*-BuLi (1.6 M in hexane, 4.7 cm^3 , 7.5 mmol) in 3 min. The mixture was stirred at -78°C for 1 h and was added dropwise to a diester (2.5 mmol in 8 cm^3 of THF) and $\text{BF}_3\cdot\text{OEt}_2$ (6.5 mmol) mixture at -78°C . After 1 h, saturated NH_4Cl (10 cm^3) was added and the mixture was extracted with diethyl ether (3 \times 30 cm^3). The combined organic phase was washed with brine and dried over anhydrous MgSO_4 . The crude product was purified by silica gel column chromatography (eluent hexane/EtOAc = 15/1).

1,8-Diphenyl-1,7-octadiyne-3,6-dione 4a2.^{19b,c} This compound was prepared by the general procedure above with phenylacetylene (1.76 g, 17.2 mmol), *n*-BuLi (10.0 cm^3 , 16.0 mmol), dimethyl succinate (778 mg, 5.3 mmol), and $\text{BF}_3\cdot\text{OEt}_2$ (1.73 cm^3 , 13.8 mmol). The product was isolated as a white solid (394 mg, 1.38 mmol, 26%). R_f = 0.77 hexane/EtOAc 4/1; mp 102–103 $^\circ\text{C}$; $^1\text{H NMR}$ (400 MHz, CDCl_3) 7.60–7.57 (m, 4H), 7.49–7.44 (m, 2H), 7.41–7.37 (m, 4H), 3.12 (s, 4H); $^{13}\text{C NMR}$ (100 MHz, CDCl_3) 185.1, 133.1, 130.9, 128.7, 119.8, 91.7, 87.5, 34.0.

1,9-Diphenyl-1,8-nonadiyne-3,7-dione 4a3.^{19a} This compound was prepared by the general procedure above with phenylacetylene (0.88 g, 8.6 mmol), *n*-BuLi (5.0 cm^3 , 8.0 mmol), dimethyl glutarate (457 mg, 2.86 mmol), and $\text{BF}_3\cdot\text{OEt}_2$ (1.1 cm^3 , 8.5 mmol). The product was isolated as a white solid (148 mg, 0.49 mmol, 17%). R_f = 0.62 hexane/EtOAc 4/1; mp 51–52 $^\circ\text{C}$; $^1\text{H NMR}$ (400 MHz, CDCl_3) 7.60–7.23 (m, 10H), 2.71 (t, J = 7.2 Hz, 4H), 2.12–2.05 (m, 2H); $^{13}\text{C NMR}$ (100 MHz, CDCl_3) 186.9, 133.1, 130.8, 128.7, 119.8, 91.2, 87.7, 44.2, 18.3.

General Procedure for Synthesis of 1,4- and 1,5-Diketones from Weinreb Amides.^{19a} To a solution of acetylene (2.4 mmol) in anhydrous THF (10 cm^3) at -78°C was added *n*-BuLi (1.6 M in hexane, 1.5 cm^3 , 2.4 mmol) in 3 min. The mixture was stirred at -78°C for 1 h, and a Weinreb diamide (204 mg in 3 cm^3 THF, 1.0 mmol) solution was added dropwise. After 1 h at -78°C , the temperature was raised to -10°C during 2 h, and saturated NH_4Cl (20 cm^3) and 2 M HCl solution (5 cm^3) were added at -10°C . The mixture was extracted with diethyl ether (3 \times 20 cm^3), and the combined organic phase was dried over anhydrous MgSO_4 . The crude product was purified by silica gel column chromatography (eluent hexane/EtOAc = 12/1–8/1).

1,8-Dibutyl-1,7-octadiyne-3,6-dione 4b2.³¹ This compound was prepared by the general procedure above with Weinreb diamide (326 mg, 1.6 mmol), *n*-BuLi (3.0 cm^3 , 4.8 mmol), and 1-hexyne (417 mg, 2.4 mmol), and the product was isolated as described above as a colorless oil (361 mg, 1.47 mmol, 92%). R_f = 0.48 hexane/EtOAc 8/1; [found (ESI) M^+ + Na, 269.1512; $\text{C}_{16}\text{H}_{22}\text{O}_2$ requires M, 269.1517]; IR (neat) 2959, 2934, 2872, 2219, 1670, 1192, 1150 cm^{-1} ; $^1\text{H NMR}$ (400 MHz, CDCl_3) 2.89 (s, 4H), 2.37 (t, J = 7.3 Hz, 4H), 1.61–1.53 (m, 4H), 1.48–1.39 (m, 4H), 0.93 (t, J = 7.3 Hz, 6H); $^{13}\text{C NMR}$ (100 MHz, CDCl_3) 185.4, 95.2, 80.5, 38.9, 29.6, 21.9, 18.6, 13.5; m/z (EIMS) 268.9 (M + Na)⁺.

1,10-Dibenzoyloxy-1,10-tetramethyl-2,8-octadiyne-4,7-dione 4d2. This compound was prepared by the general procedure above with Weinreb diamide (204 mg, 1.0 mmol), *n*-BuLi (1.5 cm^3 , 2.4 mmol), and alkyne (417 mg, 2.4 mmol), and the product was isolated as described above as a yellow oil (186 mg, 0.43 mmol, 43%). R_f = 0.25 hexane/EtOAc 8/1; [found (ESI) M^+ + Na, 453.2036; $\text{C}_{28}\text{H}_{30}\text{O}_4$ requires M, 453.2041]; IR (neat) 2987, 2210, 1675, 1235, 1157, 1113, 1047, 735, 696 cm^{-1} ; $^1\text{H NMR}$ (400 MHz, CDCl_3) 7.38–7.24 (m, 10H), 4.62 (s, 4H), 2.91 (m, 4H), 1.59 (s, 12H); $^{13}\text{C NMR}$ (100 MHz, CDCl_3) 184.6, 183.3, 128.4, 127.67, 127.64, 94.4, 82.9, 70.6, 67.1, 38.8, 28.2; m/z (EIMS) 453.1 (M + Na)⁺.

1,11-Dibenzoyloxy-1,11-tetramethyl-2,9-nonadiyne-4,8-dione 4d3. This compound was prepared by the general procedure above

with Weinreb diamide (327 mg, 1.5 mmol), *n*-BuLi (3.0 cm^3 , 4.8 mmol), and alkyne (870 mg, 5.0 mmol), and the product was isolated as described above as a yellow oil (527 mg, 1.19 mmol, 79%). R_f = 0.33 hexane/EtOAc 8/1; [found (ESI) M^+ + Na, 467.2193; $\text{C}_{29}\text{H}_{32}\text{O}_4$ requires M, 467.2198]; IR (neat) 2982, 2937, 2211, 1674, 1236, 1156, 1047, 735, 696 cm^{-1} ; $^1\text{H NMR}$ (400 MHz, CDCl_3) 7.32–7.18 (m, 10H), 4.54 (s, 4H), 2.54 (t, J = 7.1 Hz, 4H), 1.90 (q, J = 7.1 Hz, 2H), 1.52 (s, 12H); $^{13}\text{C NMR}$ (100 MHz, CDCl_3) 186.4, 138.4, 128.4, 127.6, 93.9, 83.2, 70.6, 67.0, 44.1, 28.3, 17.7; m/z (EIMS) 467.1 (M + Na)⁺.

General Procedure for Asymmetric Transfer Hydrogenation of 1,4- and 1,5-Diketones. (*R,R*)-Teth-TsDPEN-RuCl or (*S,S*)-Teth-TsDPEN-RuCl (**1** (0.6 mg, 1.0×10^{-3} mmol) was dissolved in $\text{HCO}_2\text{H}/\text{Et}_3\text{N}$ 5/2 azeotropic mixture (372 mg), and 1,4-diketone (0.2 mmol) in degassed dichloromethane (1.0 cm^3) was injected under nitrogen atmosphere. The mixture was stirred at rt until starting material was completely consumed. After the reaction was complete, saturated NaHCO_3 (4 cm^3) and water (4 cm^3) were added and the reaction mixture was extracted with CH_2Cl_2 (3 \times 15 cm^3), concentrated, dried over anhydrous MgSO_4 , and purified by silica gel column chromatography (eluent hexane/EtOAc = 6/1–3/1) to give the title products. The position of the meso compound in the chiral HPLC was established in each case by reducing a sample of ketone with a racemic sample of catalyst **2** under the general conditions above.

1,8-Diphenyl-1,7-octadiyne-(3*R*, 6*R*)-diol, Reduction Product of 4a2.^{19b,c} This compound was prepared by the general procedure above with (*R,R*)-Teth-TsDPEN-RuCl or (*S,S*)-Teth-TsDPEN-RuCl (**1** (0.6 mg, 1.0×10^{-3} mmol), $\text{HCO}_2\text{H}/\text{Et}_3\text{N}$ 5/2 azeotropic mixture (84 mg), diketone (57.2 mg, 0.2 mmol), and degassed dichloromethane (1 cm^3). The product was isolated as described above as white crystals [47.1 mg, 0.16 mmol, 81%, >99% ee, dr 26/1 for (*R,R*) diol; 45.0 mg, 0.15 mmol, 78%, >99% ee, dr 49/1 for (*S,S*) diol]. R_f = 0.11 hexane/EtOAc 4/1; $[\alpha]_{\text{D}}^{28}$ +9.2 [c 0.9 in CHCl_3 for (*R,R*) diol]; $[\alpha]_{\text{D}}^{28}$ –8.5 [c 0.7 in CHCl_3 for (*S,S*) diol]; mp 79–80 $^\circ\text{C}$; [found (ESI) M^+ + Na, 313.1199; $\text{C}_{20}\text{H}_{18}\text{O}_2$ requires M, 313.1204]; IR (neat) 3191, 1488, 1004, 750, 687 cm^{-1} ; $^1\text{H NMR}$ (400 MHz, CDCl_3) 7.44–7.42 (m, 4H), 7.37–7.26 (m, 6H), 4.74 (t, J = 5.7 Hz, 2H), 2.81 (s, 2H), 2.16–2.01 (m, 4H); $^{13}\text{C NMR}$ (100 MHz, CDCl_3) 131.8, 128.5, 128.3, 122.5, 89.6, 85.3, 62.5, 33.4; m/z (EIMS) 313.1 (M + Na)⁺. HPLC separation conditions: Chiralpak IB column (250 mm \times 4.6 mm), hexane/*i*-PrOH 80/20, 0.8 cm^3/min , T = 30 $^\circ\text{C}$. Retention times: (*R*) 9.3 min, (meso) 24.8 min, (*S*) 51.2 min.

1,8-Dibutyl-1,7-octadiyne-(3*R*, 6*R*)-diol, Reduction Product of 4b2. This compound was prepared by the general procedure above with (*R,R*)-Teth-TsDPEN-RuCl or (*S,S*)-Teth-TsDPEN-RuCl (**1** (0.6 mg, 1.0×10^{-3} mmol), $\text{HCO}_2\text{H}/\text{Et}_3\text{N}$ 5/2 azeotropic mixture (372 mg), diketone (54.5 mg, 0.2 mmol), and degassed dichloromethane (2.0 cm^3). The product was isolated as described above as a colorless oil [48.1 mg, 0.19 mmol, 87%, >99% ee, dr 33/1 for (*R,R*) diol; 45 mg, 0.18 mmol, 82%, >99% ee, dr 28/1 for (*S,S*) diol]. R_f = 0.26 hexane/EtOAc 2/1; $[\alpha]_{\text{D}}^{30}$ +14.9 [c 0.8 in CHCl_3 for (*R,R*) diol], $[\alpha]_{\text{D}}^{30}$ –14.6 [c 0.7 in CHCl_3 for (*S,S*) diol]; [found (ESI) M^+ + Na, 273.1825; $\text{C}_{16}\text{H}_{26}\text{O}_2$ requires M, 273.1830]; IR (neat) 3329, 2957, 2931, 2862, 1456, 1328, 1022 cm^{-1} ; $^1\text{H NMR}$ (400 MHz, CDCl_3) 4.45 (br s, 2H), 2.38–2.32 (br s, 2H), 2.20 (td, J = 6.8, 1.8 Hz, 4H), 1.94–1.82 (m, 4H), 1.52–1.45 (m, 4H), 1.45–1.36 (m, 4H), 0.91 (t, J = 7.2 Hz, 6H); $^{13}\text{C NMR}$ (100 MHz, CDCl_3) 85.9, 80.8, 62.3, 33.7, 30.7, 21.9, 18.4, 13.6; m/z (EIMS) 272.9 (M + Na)⁺. HPLC separation conditions: Chiralpak IB column (250 mm \times 4.6 mm), hexane/*i*-PrOH 90/10, 0.6 cm^3/min , T = 30 $^\circ\text{C}$. Retention times: (*R*) 10.7 min, (meso) 12.5 min, (*S*) 11.1 min.

1,10-Dibenzoyloxy-1,10-tetramethyl-2,8-octadiyne-(4*R*,7*R*)-diol, Reduction Product of 4d2. This compound was prepared by the general procedure above with (*R,R*)-Teth-TsDPEN-RuCl or (*S,S*)-Teth-TsDPEN-RuCl (**1** (0.3 mg, 5.0×10^{-4} mmol), $\text{HCO}_2\text{H}/\text{Et}_3\text{N}$ 5/2 azeotropic mixture (186 mg), diketone (41 mg, 0.1 mmol), and degassed dichloromethane (1.0 cm^3). The product was isolated as described above as a colorless oil [34.5 mg, 0.079 mmol, 83%, >99% ee, dr 44/1 for (*R,R*) diol; 29.1 mg, 0.067 mmol, 70%, >99% ee, dr

124/1 for (S,S) diol]. $R_f = 0.31$ hexane/EtOAc 2/1; $[\alpha]_D^{26} +13.5$ [c 1.3 in CHCl_3 for (R,R) diol]; $[\alpha]_D^{30} -13.0$ [c 1.5 in CHCl_3 for (S,S) diol]; [found (ESI) $M^+ + \text{Na}$, 457.2349; $\text{C}_{28}\text{H}_{34}\text{O}_4$ requires M , 457.2354]; IR (neat) 3395, 2983, 1244, 1152, 1048, 1027, 734, 695 cm^{-1} ; ^1H NMR (400 MHz, CDCl_3) 7.39–7.22 (m, 10H), 4.60 (s, 4H), 4.45 (br s, 2H), 2.62 (s, 2H), 1.96–1.77 (m, 4H), 1.52 (s, 12H); ^{13}C NMR (100 MHz, CDCl_3) 139.0, 128.4, 127.7, 127.4, 87.4, 84.9, 70.7, 66.5, 61.8, 33.3, 29.0; m/z (EIMS) 457.1 ($M + \text{Na}$) $^+$. HPLC separation conditions: Chiralpak IB column (250 mm \times 4.6 mm), hexane/*i*-PrOH 95/5, 0.6 cm^3/min , $T = 30^\circ\text{C}$. Retention times: (R) 17.7 min, (meso) 21.0 min, (S) 19.6 min.

1,8-Nonadiyne-1,9-diphenyl-(3*R*,7*R*)-diol, Reduction Product of 4a3.^{19a,32} This compound was prepared by the general procedure above with (R,R)-Teth-TsDPEN-RuCl or (S,S)-Teth-TsDPEN-RuCl **1** (0.2 mg, 3.3×10^{-4} mmol), $\text{HCOOH}/\text{Et}_3\text{N}$ 5/2 azeotropic mixture (56 mg), diketone (19.9 mg, 0.067 mmol), and degassed dichloromethane (0.5 cm^3). The product was isolated as described above as white crystals [19.4 mg, 0.064 mmol, 96%, >99% ee, dr 35/1 for (R,R) diol; 16.3 mg, 0.054 mmol, 81%, >99% ee, dr 78/1 for (S,S) diol]. $R_f = 0.16$ hexane/EtOAc 2/1; $[\alpha]_D^{23} -26.2$ (c 0.4 in CHCl_3) >99% ee (S,S), 97% de; $[\alpha]_D^{23} +30.9$ (c 0.2 in CHCl_3) >99% ee (R,R), 97% de; mp 102 $^\circ\text{C}$; [found (ESI) $M^+ + \text{Na}$, 327.1356; $\text{C}_{21}\text{H}_{20}\text{O}_2$ requires M , 327.1361]; IR (neat) 3348, 2949, 2915, 1489, 1416, 1107, 1068, 914, 758, 689 cm^{-1} ; ^1H NMR (400 MHz, CDCl_3) 7.43–7.37 (m, 4H), 7.32–7.23 (m, 6H), 4.64 (t, $J = 6.4$ Hz, 2H), 2.24 (s, 2H), 1.93–1.84 (m, 4H), 1.83–1.74 (m, 2H); ^{13}C NMR (100 MHz, CDCl_3) 131.7, 128.4, 128.3, 122.6, 89.9, 85.1, 62.8, 37.4, 21.1; m/z (EIMS) 327.1 ($M + \text{Na}$) $^+$. HPLC separation conditions: Chiralpak IB column (250 mm \times 4.6 mm), hexane/*i*-PrOH 80/20, 0.8 cm^3/min , $T = 30^\circ\text{C}$. Retention times: (R) 9.0 min, (meso) 24.5 min, (S) 51.2 min.

1,11-Dibenzoyloxy-1,11-tetramethyl-2,9-octadiyne-(4*R*,8*R*)-diol, Reduction Product of 4d3. This compound was prepared by the general procedure above with (R,R)-Teth-TsDPEN-RuCl or (S,S)-Teth-TsDPEN-RuCl **1** (0.3 mg, 5.0×10^{-4} mmol), $\text{HCO}_2\text{H}/\text{Et}_3\text{N}$ 5/2 azeotropic mixture (186 mg), diketone (45.0 mg, 0.1 mmol), and degassed dichloromethane (1.0 cm^3). The product was isolated as described above as a colorless oil [38.9 mg, 0.8 mmol, 86%, >99% ee, dr 76/1 for (R,R) diol; 43.6 mg, 0.1 mmol, 97%, >99% ee, dr 110/1 for (S,S) diol]. $R_f = 0.29$ hexane/EtOAc 2/1; $[\alpha]_D^{28} +0.29$ [c 0.9 in CHCl_3 for (R,R) diol]; $[\alpha]_D^{28} -0.23$ [c 0.6 in CHCl_3 for (S,S) diol]; [found (ESI) $M^+ + \text{Na}$, 471.2506; $\text{C}_{29}\text{H}_{36}\text{O}_4$ requires M , 471.2511]; IR (neat) 3380, 2984, 2934, 1243, 1152, 1049, 1027, 734, 695 cm^{-1} ; ^1H NMR (400 MHz, CDCl_3) 7.38–7.22 (m, 10H), 4.60 (s, 4H), 4.37 (t, $J = 6.1$ Hz, 2H), 1.86 (s, 2H), 1.78–1.66 (m, 4H), 1.66–1.58 (m, 2H), 1.53 (s, 12H); ^{13}C NMR (100 MHz, CDCl_3) 139.1, 128.3, 127.6, 127.4, 87.2, 85.3, 70.6, 66.5, 62.2, 37.4, 29.0, 21.0; m/z (EIMS) 471.1 ($M + \text{Na}$) $^+$. HPLC separation conditions: Chiralpak IB column (250 mm \times 4.6 mm), hexane/*i*-PrOH 95/5, 0.5 cm^3/min , $T = 30^\circ\text{C}$. Retention times: (R) 28.6 min, (meso) 31.8 min, (S) 33.2 min.

Synthesis of (–)-Yashabushidiol B. Ethyl (3*S*)-Hydroxy-5-phenylpentanoate.^{33,34} Alcohol (R configuration reduction product of **3a1**, 92% ee) (306 mg, 1.40 mmol) was stirred vigorously with $\text{Pd}(\text{OH})_2/\text{C}$ (129 mg, 20% $\text{Pd}(\text{OH})_2$) at 1 atm H_2 atmosphere at rt in degassed MeOH (10 cm^3). After 1 h the catalyst was removed by filtration and washed with MeOH. The eluent was concentrated and used in the next step without purification. ^1H NMR (400 MHz, CDCl_3) 7.31–7.24 (m, 2H), 7.22–7.15 (m, 3H), 4.16 (s, $J = 7.2$ Hz, 2H), 4.06–3.98 (m, 1H), 2.86–2.78 (d, $J = 2.8$ Hz, 1H), 2.74–2.66 (s, 1H), 2.51 (dd, $J = 12.4$, 3.4 Hz, 1H), 2.44 (dd, $J = 12.4$, 8.6 Hz, 1H), 1.90–1.69 (m, 2H), 1.27 (t, $J = 7.2$ Hz, 3H); ^{13}C NMR (100 MHz, CDCl_3) 173.0, 141.7, 128.5, 128.4, 125.9, 76.2, 60.8, 41.3, 38.1, 31.8, 14.2. The configurational assignment is based on conversion to amide in the next step and to yashabushidiol B.

(3*S*)-Hydroxy-*N*-methoxy-*N*-methylbenzene Pentanamide 21.^{34,35} To a solution of *N*,*O*-dimethylhydroxylamine hydrochloride (549 mg, 5.6 mmol) in THF (8 cm^3) was added *n*-BuLi (1.6 M in hexane, 6.9 cm^3 , 11.0 mmol) dropwise at -78°C . After being stirred at room temperature for 10 min, the mixture was cooled to -78°C and a solution of the crude ester from the previous step (1.40 mmol) in THF (2.0 cm^3) was added. The reaction mixture was stirred at -78°C

for 4 h, then quenched with saturated NH_4Cl (6 cm^3) and extracted with EtOAc (3 \times 20 cm^3); the combined organic layers were dried over MgSO_4 and concentrated. The crude product was purified by silica gel column chromatography (eluent hexane/EtOAc = 4/1–1/1) to afford the Weinreb amide (288.1 mg, 1.28 mmol, 90% for two steps from alkyne, $R_f = 0.09$ hexane/EtOAc 2/1); $[\alpha]_D^{22} +34.5$ (c 0.5 in CHCl_3); ^1H NMR (400 MHz, CDCl_3) 7.30–7.16 (m, 5H), 4.08–4.01 (m, 1H), 3.88 (d, $J = 2.9$ Hz, 1H), 3.67 (s, 3H), 3.19 (s, 3H), 2.86 (ddd, $J = 13.8$, 10.0, 5.4 Hz, 1H), 2.76–2.64 (m, 2H), 2.48 (dd, $J = 16.8$, 9.5 Hz, 1H), 1.94–1.84 (m, 1H), 1.78–1.70 (m, 1H); ^{13}C NMR (100 MHz, CDCl_3) 173.8, 142.0, 128.5, 128.4, 125.8, 67.2, 61.3, 38.2 (2C), 31.9 (2C); m/z (ESI-MS) 238.1 ($M + \text{H}$) $^+$. Lit.³⁴ (S)-Weinreb amide $[\alpha]_D^{25} +28.6$ (c 1.08, CHCl_3 , >99% ee).

(5*S*)-Hydroxy-1,7-diphenylhept-1-yn-3-one 22.^{35,36} To a solution of phenylacetylene (146 mg, 1.45 mmol) in anhydrous THF (6 cm^3) at -78°C was added *n*-BuLi (1.6 M in hexane, 0.79 cm^3 , 1.26 mmol) in 3 min. The mixture was stirred at -78°C for 1 h and a Weinreb amide (81.1 mg in 0.5 cm^3 of THF, 0.36 mmol) solution was added dropwise. After 30 min at -78°C , the temperature was raised to -10°C for 2 h and saturated NH_4Cl (5 cm^3) was added at -10°C . The mixture was extracted with EtOAc (3 \times 20 cm^3) and the combined organic phase was dried over anhydrous MgSO_4 . The crude product was purified by silica gel column chromatography (eluent hexane/EtOAc = 8/1–5/1, $R_f = 0.31$ hexane/EtOAc 4/1) to afford the ketone as a light yellow solid (86.0 mg, 0.30 mmol, 85%); mp 43–44 $^\circ\text{C}$; $[\alpha]_D^{26} +27.6$ (c 0.5 in CHCl_3); ^1H NMR (400 MHz, CDCl_3) 7.60–1.54 (m, 2H), 7.50–7.45 (m, 1H), 7.42–7.37 (m, 2H), 7.32–7.27 (m, 2H), 7.24–7.17 (m, 3H), 4.24–4.17 (m, 1H), 2.91–2.80 (m, 3H), 2.77–2.69 (m, 2H), 1.93–1.73 (m, 2H); ^{13}C NMR (100 MHz, CDCl_3) 186.3, 140.6, 132.1, 130.0, 127.6, 127.4(2C), 124.9, 118.6, 90.9, 86.8, 65.9, 51.3, 37.0, 30.7; m/z (ESI-MS) 279.1 ($M + \text{H}$) $^+$. Lit.³⁵ mp 45–50 $^\circ\text{C}$; S enantiomer $[\alpha]_D +17.7$ (c 1.0 in CHCl_3 , 96% ee).

(–)-Yashabushidiol B 20.²¹ (R,R)-Teth-TsDPEN-RuCl **1** (0.3 mg, 5×10^{-4} mmol) was dissolved in $\text{HCO}_2\text{H}/\text{Et}_3\text{N}$ 5/2 azeotropic mixture (60 mg), and ketone **22** (13.2 mg, 0.047 mmol) in degassed dichloromethane (0.5 cm^3) was injected under a nitrogen atmosphere. The mixture was stirred at rt until starting material was completely consumed, and then the reaction was quenched by aqueous NaHCO_3 (0.5 cm^3), extracted with EtOAc (3 \times 5 cm^3), and the combined organic phase was dried over anhydrous MgSO_4 . After concentration, $\text{Pd}(\text{OH})_2/\text{C}$ [5 mg, 20% $\text{Pd}(\text{OH})_2$] and MeOH (2.0 cm^3) were added. The solution was degassed once and stirred vigorously at 1 atm H_2 atmosphere for 1 h. The catalyst was removed by filtration, washed by MeOH, concentrated, and purified by silica gel column chromatography (eluent hexane/EtOAc = 6/1–2/1) to afford (–)-yashabushidiol B as white needles (13.2 mg, 0.047 mmol, 98%, >99 ee, dr >20/1 (determined by ^1H NMR), dr = 75/1 (determined by HPLC), $R_f = 0.43$ hexane/EtOAc 2/1; mp 87 $^\circ\text{C}$; $[\alpha]_D^{22} -5.0$ (c 0.5 in CHCl_3); ^1H NMR (400 MHz, CDCl_3) 7.31–7.24 (m, 4H), 7.22–7.16 (m, 6H), 4.03–3.94 (m, 2H), 2.78 (ddd, $J = 13.7$, 8.9, 5.8 Hz, 2H), 2.66 (ddd, $J = 13.7$, 8.4, 6.5 Hz, 2H), 2.34 (br s, 2H), 1.91–1.82 (m, 2H), 1.82–1.71 (m, 2H), 1.67 (t, $J = 6.2$ Hz, 2H); ^{13}C NMR (100 MHz, CDCl_3) 141.9, 128.5, 128.4, 125.9, 68.9, 42.6, 39.1, 32.2. m/z (ESI-MS) 285.1 ($M + \text{H}$) $^+$. HPLC separation conditions: Chiralpak IC column (250 mm \times 4.6 mm), hexane/*i*-PrOH 92/8, 0.8 cm^3/min , $T = 30^\circ\text{C}$. Retention times: (R,R) 16.0 min, (S,S) 17.9 min, (meso) 21.6 min. Lit.^{21a} mp 91–92 $^\circ\text{C}$; (S,S)-(–) $[\alpha]_D -7.3$ (c 1, CHCl_3). The synthetic approach to a racemic/meso mixture of yashabushidiol B for HPLC comparison is given in a following section.

Racemic Ethyl-3-hydroxy-5-phenylpentanoate. To a solution of diisopropylamine (3.23 g, 32 mmol) in THF (40 cm^3) at -78°C was added *n*-BuLi (1.6 M in hexane, 20.0 cm^3 , 32 mmol) dropwise over 20 min. A solution of ethyl acetate (2.45 g, 27.8 mmol) in THF (10 cm^3) was then added dropwise over 20 min. After the mixture was stirred for 1.5 h, 3-phenylpropionaldehyde [3.16 g, 23.5 mmol in THF (10 cm^3)] was added in one portion. The resulting mixture was stirred at -78°C for 2 h, after which time saturated NH_4Cl (50 cm^3) was added. The mixture was extracted with ethyl acetate (3 \times 50 cm^3) and the combined organic phase was washed with brine (15 cm^3) and dried over anhydrous MgSO_4 . The crude product was purified by silica

gel column chromatography (eluent hexane/EtOAc = 8/1) to afford the racemic compound as a colorless oil (4.5 g, 20.2 mmol, 86%). The data matched those for the enantiomerically enriched product described above.

Racemic/meso Mixture of Yashabushidiol B 20. The substrate for this reaction was prepared from racemic ethyl-3-hydroxy-5-phenylpentanoate by the procedure for the enantiomerically enriched compound. Racemic reduction catalyst **2** was prepared by combining equal masses of each enantiomerically pure catalyst. Due to weighing errors on the small scale required, the product exhibits a small residual enantiomeric excess (see HPLC in Supporting Information). Racemic catalyst **2** (6 mg, 0.01 mmol) was dissolved in HCO₂H/Et₃N 5/2 azeotropic mixture (84 mg), and racemic ketone **22** (60 mg, 0.21 mmol) in degassed CH₂Cl₂ (1.5 cm³) was injected under a nitrogen atmosphere. The mixture was stirred at rt until starting material **22** was completely consumed, and the reaction was quenched by saturated NaHCO₃ (1 cm³). The aqueous phase was extracted with CH₂Cl₂ (3 × 5 cm³), and the combined organic phase was dried over anhydrous MgSO₄. After concentration, Pd(OH)₂/C [30 mg, 20% Pd(OH)₂] and MeOH (10 cm³) were added. The solution was degassed once and stirred vigorously under a H₂ atmosphere (1 atm) for 1.5 h. The catalyst was removed by filtration and washed by MeOH (20 cm³), concentrated, and purified by silica gel column chromatography (eluent hexane/EtOAc = 4/1–2/1) to afford the diol as white solid (racemic/meso 5/1). The ¹H NMR features of the major diastereoisomer (yashabushidiol) match those previously reported. The only distinct peaks for the meso diastereoisomer can be observed at ¹H NMR (400 MHz, CDCl₃) 3.90–3.70 (m, 2H), which permits a d.e. to be assigned. All other ¹H NMR peaks overlap with the racemic compound. HPLC separation conditions: Chiralpak IC column (250 mm × 4.6 mm), hexane/*i*-PrOH 92/8, 0.8 cm³/min, T = 30 °C. Retention times: (R,R) 16.0 min, (S,S) 17.9 min, (meso) 21.6 min.

■ ASSOCIATED CONTENT

● Supporting Information

¹H and ¹³C NMR spectra of all intermediates and products and chiral HPLC spectra of reduction products (ee determination data). This material is available free of charge via the Internet at <http://pubs.acs.org>.

■ AUTHOR INFORMATION

Corresponding Author

*E-mail m.wills@warwick.ac.uk.

Notes

The authors declare no competing financial interest.

■ ACKNOWLEDGMENTS

We thank Warwick University for partial support of Z.F. and Johnson Matthey (Cambridge) for a generous gift of catalyst **1** that is now commercially available.

■ REFERENCES

- (1) (a) Jolley, K. E.; Zanotti-Gerosa, A.; Hancock, F.; Dyke, A.; Grainger, D. M.; Medlock, J. A.; Nedden, H. G.; Le Paih, J. M.; Roseblade, S. J.; Seger, A.; Sivakumar, V.; Morris, D. J.; Martin Wills, M. *Adv. Synth. Catal.* **2012**, *354*, 2545–2555. (b) Hayes, A. M.; Morris, D. J.; Clarkson, G.; Wills, M. *J. Am. Chem. Soc.* **2005**, *127*, 7318–7319. (c) Cheung, F. K.; Lin, C.; Minissi, F.; Lorente Crivillé, A.; Graham, M. A.; Fox, D. J.; Wills, M. *Org. Lett.* **2007**, *9*, 4659–4662. (d) Soni, R.; Collinson, J.-M.; Clarkson, G. C.; Wills, M. *Org. Lett.* **2011**, *13*, 4304–4307.
- (2) (a) Hashiguchi, S.; Noyori, R. *Acc. Chem. Res.* **1997**, *30*, 97–102. (b) Ikariya, T.; Murata, K.; Noyori, R. *Org. Biomol. Chem.* **2006**, *4*, 393–406. (c) Gladiali, S.; Alberico, E. *Chem. Soc. Rev.* **2006**, *36*, 226–236. (d) Ikariya, T.; Blacker, A. J. *Acc. Chem. Res.* **2007**, *40*, 1300–

1308. (e) Clapham, S. E.; Hadzovic, A.; Morris, R. H. *Coord. Chem. Rev.* **2004**, *248*, 2201–2237.

(3) (a) Bradley, P. A.; Carroll, R. L.; Lecouturier, Y. C.; Moore, R.; Noeureuil, P.; Patel, B.; Snow, J.; Wheeler, S. *Org. Process Res. Dev.* **2010**, *14*, 1326–1336. (b) Zhang, B.; Xu, M.-H.; Lin, G.-Q. *Org. Lett.* **2009**, *11*, 4712–4715. (c) Kumaraswamy, G.; Ramakrishna, G.; Sridhar, B. *Tetrahedron Lett.* **2011**, *52*, 1778–1782. (d) Geng, Z.; Wu, Y.; Miao, S.; Shen, Z.; Zhang, Y. *Tetrahedron Lett.* **2011**, *52*, 907–909. (e) Steward, K. M.; Gentry, E. C.; Johnson, J. S. *J. Am. Chem. Soc.* **2012**, *134*, 7329–7332. (f) Hems, W. P.; Jackson, W. P.; Nightingale, P.; Bryant, R. *Org. Process Res. Dev.* **2012**, *16*, 461–463. (g) Li, Y.; Li, Z.; Li, F.; Wang, Q.; Tao, F. *Org. Biomol. Chem.* **2005**, *3*, 2513–2518. (h) Liu, J.; Zhou, D.; Jia, X.; Huang, L.; Li, X.; Chan, A. S. C. *Tetrahedron: Asymmetry* **2008**, *19*, 1824–1828. (i) Clay, D. R.; McIntosh, M. C. *Tetrahedron Lett.* **2012**, *53*, 1691–1694. (j) Gebbink, J. M. K.; Virboul, M. A. N. *Organometallics* **2012**, *31*, 85–91. (k) Slungård, S. V.; Krakeli, T.-A.; Thvedt, T. H. K.; Fuglseth, E.; Sundby, E.; Hoff, B. H. *Tetrahedron* **2011**, *67*, 5642–5650. (l) Tang, L.; Lin, Z.; Wang, Q.; Wang, X.; Cun, L.; Yuan, W.; Zhu, J.; Deng, J. *Tetrahedron Lett.* **2012**, *53*, 3828–3830.

(4) (a) Brown, H. C.; Park, W. S.; Cho, B. T.; Ramachandran, P. V. *J. Org. Chem.* **1987**, *52*, 5406–5412. (b) Brown, H. C.; Chandrasekharan, J.; Ramachandran, P. V. *J. Am. Chem. Soc.* **1988**, *110*, 1539–1534. (c) Midland, M. M.; McLoughlin, J. I.; Gabriel, J. J. *J. Org. Chem.* **1989**, *54*, 159–165. (d) Ramachandran, P. V.; Teodorovic, A. V.; Rangaishenvi, M. V.; Brown, H. C. *J. Org. Chem.* **1992**, *57*, 2379–2386. (e) Corey, E. J.; Helal, C. J. *Tetrahedron Lett.* **1995**, *36*, 9153–9156. (f) Parker, K. A.; Ledebner, M. W. *J. Org. Chem.* **1996**, *61*, 3214–3217. (g) Parker, K. A.; Ledebner, M. W. *J. Org. Chem.* **1996**, *61*, 3214–3217. (h) Rao, M. N.; McGuigan, M. A.; Zhang, X.; Kinney, W. A.; Bulliard, M.; Laboue, B.; Lee, N. E. *J. Org. Chem.* **1997**, *62*, 4541–4545. (i) Ariza, X.; Bach, J.; Berenguer, R.; Farras, J.; Fontes, M.; Garcia, J.; Lopez, M.; Ortiz, J. *J. Org. Chem.* **2004**, *69*, 5307–5313. (j) Yu, C.-M.; Kim, C.; Kweon, J.-H. *Chem. Commun.* **2004**, 2494–2495. (k) Tap, A.; Jouanneau, M.; Galvani, G.; Sorin, G.; Lannou, M.-I.; Ferezou, J.-P.; Ardisson, J. *Org. Biomol. Chem.* **2012**, *10*, 8140–8146. (l) Nishizawa, M.; Yamada, M.; Noyori, R. *Tetrahedron Lett.* **1981**, *22*, 247–250. (m) Eagon, S.; DeLieto, C.; McDonald, W. J.; Haddenham, D.; Saavedra, J.; Kim, J.; Singaram, B. *J. Org. Chem.* **2010**, *75*, 7717–7725. (n) Zhang, Z.; Jain, P.; Antilla, J. C. *Angew. Chem., Int. Ed.* **2011**, *50*, 10961–10964.

(5) (a) Matsumura, K.; Hashiguchi, S.; Ikariya, T.; Noyori, R. *J. Am. Chem. Soc.* **1997**, *119*, 8738–8739. (b) Bogliotti, N.; Dalko, P. I.; Cossy, J. *Tetrahedron Lett.* **2005**, *46*, 6915–6918. (c) Druais, V.; Meyer, C.; Cossy, J. *Org. Lett.* **2012**, *14*, 516–519. (d) Daniels, D. S. B.; Thompson, A. L.; Anderson, E. A. *Angew. Chem., Int. Ed.* **2011**, *50*, 11506–11510. (e) Nakayama, A.; Kogure, N.; Kitayama, M.; Takayama, H. *Angew. Chem., Int. Ed.* **2011**, *50*, 8025–8028. (f) Chavez, D. E.; Jacobsen, E. N. *Angew. Chem., Int. Ed.* **2001**, *40*, 3667–3670. (g) Marshall, J. A.; Eidam, P.; Eidam, H. S. *J. Org. Chem.* **2006**, *71*, 4840–4844. (h) Dias, L. C.; Ferreira, M. A. B. *J. Org. Chem.* **2012**, *77*, 4046–4062. (i) King, Y.; O'Doherty, G. A. *Org. Lett.* **2009**, *11*, 1107–1110. (j) Raghavan, S.; Vinoth Kumar, V. *Org. Biomol. Chem.* **2013**, *11*, 2847–2858. (k) Gallon, J.; Esteban, J.; Bouzbouz, S.; Campbell, M.; Reymond, S.; Cossy, J. *Chem.—Eur. J.* **2012**, *18*, 11788–11797. (l) Kesava Reddy, N.; Chandrasekhar, S. *J. Org. Chem.* **2013**, *78*, 3355–3360. (m) Mi, X.; Wang, Y.; Zhu, L.; Wang, R.; Hong, R. *Synthesis* **2012**, *44*, 3432–3440. (n) Arai, N.; Satoh, H.; Utsumi, N.; Murata, K.; Tsutsumi, K.; Ohkuma, T. *Org. Lett.* **2013**, *15*, 3030–3033.

(6) (a) Hashiguchi, S.; Fujii, A.; Takehara, J.; Ikariya, T.; Noyori, R. *J. Am. Chem. Soc.* **1995**, *117*, 7562–7563. (b) Fujii, A.; Hashiguchi, S.; Uematsu, N.; Ikariya, T.; Noyori, R. *J. Am. Chem. Soc.* **1996**, *118*, 2521–2522.

(7) (a) Breslow, D. S.; Baumgarten, E.; Hauser, C. R. *J. Am. Chem. Soc.* **1944**, *66*, 1286–1288. (b) Yamaguchi, M.; Waseda, T.; Hirao, I. *Chem. Lett.* **1983**, 35–36.

(8) Zhou, G.; Lim, D.; Coltart, D. M. *Org. Lett.* **2008**, *10*, 3809–3812.

- (9) (a) Everaere, K.; Franceschini, N.; Carpentier, J.-F.; Mortreux, A. *Tetrahedron: Asymmetry* **1998**, *9*, 2971–2974. (b) Everaere, K.; Mortreux, A.; Carpentier, J.-F.; Bulliard, M. *Tetrahedron Lett.* **2002**, *43*, 2569–2571. (c) Everaere, K.; Carpentier, J.-F.; Mortreux, A.; Bulliard, M. *Tetrahedron* **1999**, *10*, 4663–4666. (d) Everaere, K.; Carpentier, J.-F.; Mortreux, A.; Bulliard, M. *Tetrahedron: Asymmetry* **1999**, *10*, 4083–4086. (e) Ariger, M. A.; Carreira, E. M. *Org. Lett.* **2012**, *14*, 4522–4524.
- (10) (a) Mohar, B.; Valliex, A.; Desmurs, J.-R.; Felemez, M.; Wagner, A.; Mioskowski, C. *Chem. Commun.* **2001**, 2572–2573. (b) Šterk, D.; Stephan, M. S.; Mohar, B. *Tetrahedron: Asymmetry* **2002**, *13*, 2605–2608. (c) Eustach, F.; Dalko, P. I.; Cossy, J. *Org. Lett.* **2002**, *4*, 1263–1265. (d) Šterk, D.; Stephan, M.; Mohar, B. *Org. Lett.* **2006**, *8*, 5935–5938. (e) Ros, A.; Magriz, A.; Dietrich, H.; Lassaletta, J. M.; Fernández, R. *Tetrahedron* **2007**, *63*, 7532–37. (f) Ding, Z.; Yang, J.; Wang, T.; Shen, Z.; Zhang, Y. *Chem. Commun.* **2009**, 571–573. (g) Plantan, I.; Stephan, M.; Urleb, U.; Mohar, B. *Tetrahedron Lett.* **2009**, *50*, 2676–2677. (h) Mohar, B.; Stephan, M.; Urleb, U. *Tetrahedron* **2010**, *66*, 4144–4149. (i) Limanto, J.; Krska, S. W.; Dorner, B. T.; Vazquez, E.; Yoshikawa, N.; Tan, L. *Org. Lett.* **2010**, *12*, 512–515. (j) Cartigny, D.; Püntener, K.; Ayad, T.; Scalone, M.; Ratovelomanana-Vidal, V. *Org. Lett.* **2010**, *12*, 3788–3791. (k) Bai, J.; Miao, S.; Wu, Y.; Zhang, Y. *Chin. J. Chem.* **2011**, *29*, 2476–2480. (l) Liu, Z.; Schultz, C. S.; Sherwood, C. A.; Krska, S.; Dormer, P. G.; Desmond, R.; Lee, C.; Sherer, E. C.; Shpungin, J.; Cuff, J.; Xu, F. *Tetrahedron Lett.* **2011**, *52*, 1685–1688. (m) Seashore-Ludlow, B.; Villo, P.; Somfai, Chem.—Eur. J. **2012**, *18*, 7219–7223.
- (11) (a) Zhao, C.-X.; Bass, J.; Morken, J. P. *Org. Lett.* **2001**, *3*, 2839–2842. (b) Ghosh, A. K.; Kim, J.-H. *Tetrahedron Lett.* **2002**, *43*, 5621–5624.
- (12) Everaere, K.; Scheffler, J.-L.; Mortreux, A.; Carpentier, J.-F. *Tetrahedron Lett.* **2001**, *42*, 1899–1901.
- (13) Verkruijsse, H. D.; Heus-Kloos, Y. A.; Bransma, L. *J. Organomet. Chem.* **1988**, *338*, 289–294.
- (14) The synthesis of acetylenic α -keto esters was achieved upon reaction of acetylenic lithiums with diethyl oxalate in the presence of boron trifluoride, in yields of 76–84%. Attempts to reduce these compounds, however, were unsuccessful; all were found to be unstable under formic acid/triethylamine or $\text{H}_2\text{O}/\text{HCO}_2\text{Na}$ conditions. Although they are stable in 2-propanol, no reduction was achieved when the ketones were mixed with 10 mol % activated 2. Further tests with an acetylenic α -keto ester and acetophenone 1/1 mixture suggested that acetylenic α -keto esters are catalyst inhibitors. Note that non-triple-bonded analogues have been reduced by ATH in water: (a) Yin, L.; Jia, X.; Li, X.; Chan, A. S. C. *Tetrahedron: Asymmetry* **2009**, *20*, 2033–2037. (b) Šterk, D.; Stephan, M. S.; Mohar, B. *Tetrahedron Lett.* **2004**, *45*, 535–537.
- (15) The synthesis of α -diketones proved challenging, and we were unable to prepare PhCCCOCOCOPh. The reduction, by ATH, of PhCOCOPh has been reported: Murata, K.; Okano, K.; Miyagi, M.; Iwane, H.; Noyori, R.; T. Ikariya, T. *Org. Lett.* **1999**, *1*, 1119–1121.
- (16) (a) Lim, D.; Fang, F.; Zhou, G.; Coltart, D. M. *Org. Lett.* **2007**, *21*, 4139–4142. (b) Manfred, R.; Ansgar, S. *Liebigs Ann. Chem.* **1981**, *7*, 1172. (c) Katritzky, A. R.; Meher, N. K.; Singh, S. K. *J. Org. Chem.* **2005**, *70*, 7792–7794. (d) El-Kholy, I. E.; Marei, M. G.; Mishrikey, M. M. *J. Heterocycl. Chem.* **1979**, *16*, 737.
- (17) (a) Patti, A.; Pedotti, S. *Tetrahedron: Asymmetry*. **2006**, *17*, 1824–1830. (b) Cossy, J.; Eustache, F.; Dalko, P. I. *Tetrahedron Lett.* **2001**, *42*, 5005–5007. (c) Eustache, F.; Dalko, P. I.; Cossy, J. *Org. Lett.* **2002**, *4*, 1263–1265.
- (18) (a) Kuroda, H.; Izawa, H. *Chin. J. Chem.* **2008**, *26*, 1944–1947. (b) Marei, M. G.; El-Ghanam, M. *Bull. Chem. Soc. Jpn.* **1992**, *65*, 3509–3511. (c) Kuroda, H.; Izawa, H. *Bull. Chem. Soc. Jpn.* **2007**, *80*, 780–782. (d) Marei, M. G. *J. Chem. Soc. Pakistan* **1992**, *14*, 121–125.
- (19) (a) Fouad, F. S.; Wright, J. M.; Plourde, G., II; Purohit, A. D.; Wyatt, J. K.; El-Shafey, A.; Hynd, G.; Crasto, C. F.; Lin, Y.; Jones, G. B. *J. Org. Chem.* **2005**, *70*, 9789–9797. (b) Freeman, F.; Kim, D. S. H. L.; Rodriguez, E. J. *Org. Chem.* **1992**, *57*, 1722–1727. (c) Jones, G. B.; Wright, J. M.; Plourde, G., II; Purohit, A. D.; Wyatt, J. K.; Hynd, G.; Fouad, F. *J. Am. Chem. Soc.* **2000**, *122*, 9872–9873.
- (20) Vigneron, J. P.; Dhaehens, M.; Horeau, A. *Tetrahedron* **1973**, *29*, 1055–1059.
- (21) (a) Hashimoto, T.; Tori, M.; Asakawa, Y. *Chem. Pharm. Bull.* **1986**, *34*, 1846–1849. (b) Pawar, V. U.; Shinde, V. S. *Tetrahedron: Asymmetry* **2011**, *22*, 8–11.
- (22) (a) Alonso, D. A.; Brandt, P.; Nordin, S. J. M.; Andersson, P. G. *J. Am. Chem. Soc.* **1999**, *121*, 9580–9588. (b) Yamakawa, M.; Ito, H.; Noyori, R. *J. Am. Chem. Soc.* **2000**, *122*, 1466–1478. (c) Noyori, R.; Yamakawa, M.; Hashiguchi, S. *J. Org. Chem.* **2001**, *66*, 7931–7944. (d) Yamakawa, M.; Yamada, I.; Noyori, R. *Angew. Chem., Int. Ed.* **2001**, *40*, 2818–2821. (e) Brandt, P.; Roth, P.; Andersson, P. G. *J. Org. Chem.* **2004**, *69*, 4885–4890. (f) Casey, C. P.; Johnson, J. B. *J. Org. Chem.* **2003**, *68*, 1998–2001. (g) Handgraaf, J.-W.; Meijer, E. J. *J. Am. Chem. Soc.* **2007**, *129*, 3099–3103.
- (23) Trost, B. M.; Sorum, M. T.; Chan, C.; Harms, A. E.; Rühler, G. *J. Am. Chem. Soc.* **1997**, *119*, 698–708.
- (24) RuiRamalho, R.; Jervis, P. J.; Kariuki, B. M.; Humphries, A. C.; Cox, L. R. *J. Org. Chem.* **2008**, *73*, 1631–1634.
- (25) Duschek, A.; Kirsch, S. F. *Chem.—Eur. J.* **2009**, *15*, 10713–10717.
- (26) Robin, R. C. R. *Seances Acad. Sci., Ser. C* **1976**, *282*, 281–282.
- (27) Ke'lin, A.; Gevorgyan, V. *J. Org. Chem.* **2002**, *67*, 95–98.
- (28) Fusano, A.; Fukuyama, T.; Nishitani, S.; Inoue, T.; Ryu, I. *Org. Lett.* **2010**, *12*, 2410–2413.
- (29) Cahiez, G.; Gager, O.; Moyeux, A.; Laboue-Bertrand, B. *Synthesis* **2010**, *24*, 4213–4220.
- (30) Sugai, T.; Noguchi, H.; Ohta, H. *Biosci., Biotechnol., Biochem.* **1992**, *56*, 122–126.
- (31) Bourgain, M.; Normant, J. F. *Bull. Chim. Soc. Fr.* **1973**, *6*, 2137–2142.
- (32) Zheng, H.; Xie, X.; Yang, J.; Zhao, C.; Jing, P.; Fang, B.; She, X. *Org. Biomol. Chem.* **2011**, *9*, 7755–7762.
- (33) Sumida, S.; Ohga, M.; Mitani, J.; Nokami, J. *J. Am. Chem. Soc.* **2000**, *122*, 1310–1313.
- (34) Baker-Glenn, C.; Hodnett, N.; Reiter, M.; Ropp, S.; Ancliff, R.; Gouverneur, V. *J. Am. Chem. Soc.* **2005**, *127*, 1481–1486.
- (35) Silva, F.; Reiter, M.; Mills-Webb, R.; Sawicki, M.; Klaer, D.; Bense, N.; Wagner, A.; Gouverneur, V. *J. Org. Chem.* **2006**, *71*, 8390–8394.
- (36) Schuler, M.; Silva, F.; Bobbio, C.; Tessier, A.; Gouverneur, V. *Angew. Chem., Int. Ed.* **2008**, *47*, 7927–7930.